

OFFICIAL STATEMENT OF VOTES CAST PRIMARY ELECTION HELD JUNE 7, 1988 MONTEREY COUNTY

*** DEMOCRATIC PARTY ***

PAGE NUMBER 001.001.001
Monterey County

Registrar
of Voters

Ross J.
Underwood

Presidential
Primary
June 7, 1988

	REGISTERED VOTERS	TURNOUT	TURNOUT PERCENTAGE	PAUL DEM* PRESIDENTIAL PREFER	JESSE DEM* PRESIDENTIAL PREFER	LYNNDON DEM* PRESIDENTIAL PREFER	MICHAEL DEM* PRESIDENTIAL PREFER	AL DEM* PRESIDENTIAL PREFER	JOHN DEM* SENATOR	ROBERT DEM* SENATOR	LEO DEM* SENATOR	CHARLES DEM* SENATOR
AV AROMAS	0	19	0.0%	0	2	1	14	2	2	1	15	0
001 AROMAS	443	224	50.5%	5	84	0	126	25	20	24	152	8
AV BLACKIE	0	18	0.0%	0	4	0	14	0	1	0	15	0
002 BLACKIE	351	126	35.8%	2	35	2	83	3	14	6	92	5
AV CASTROVILLE 1	0	11	0.0%	0	4	1	5	0	4	3	4	0
003 CASTROVILLE 1	377	140	37.1%	0	56	0	75	2	7	30	88	3
AV CASTROVILLE 2	0	17	0.0%	0	2	0	13	1	0	1	11	0
004 CASTROVILLE 2	595	230	38.6%	4	96	1	118	2	12	42	156	6
AV CASTROVILLE 5	0	0	0.0%	0	0	0	0	0	0	0	0	0
005 CASTROVILLE 5	107	34	31.7%	0	22	0	9	1	3	4	21	1
AV EL CAMINO	0	14	0.0%	0	3	0	10	1	2	1	10	0
006 EL CAMINO	123	56	45.5%	0	6	0	43	1	5	5	36	1
AV ELKHORN 1	0	10	0.0%	0	4	0	6	0	0	2	6	0
007 ELKHORN 1	344	157	45.6%	2	54	1	89	7	24	11	97	9
AV ELKHORN 2	0	13	0.0%	0	4	0	6	3	1	2	7	2
008 ELKHORN 2	240	104	43.3%	2	32	3	59	3	5	10	70	7
AV ELKHORN 3	0	6	0.0%	0	2	0	4	0	1	0	4	0
009 ELKHORN 3	243	99	40.7%	3	38	1	57	0	4	2	87	1
AV LAKE 1	0	18	0.0%	0	5	1	12	0	2	0	15	1
010 LAKE 1	478	210	43.9%	3	68	2	125	6	25	19	131	9
AV LAKE 2	0	10	0.0%	0	4	0	6	0	0	0	9	1
011 LAKE 2	266	117	43.9%	4	46	0	64	1	16	8	81	6
AV LAKE 3	0	4	0.0%	0	1	0	3	0	0	0	4	0
012 LAKE 3	81	25	30.8%	0	10	1	12	0	4	1	17	0
AV NATIVIDAD 2	0	13	0.0%	1	4	0	8	0	1	1	11	0
013 NATIVIDAD 2	260	100	38.4%	1	31	1	65	0	10	7	72	3
AV NATIVIDAD 3	0	8	0.0%	0	3	0	3	0	0	1	4	1
014 NATIVIDAD 3	262	120	45.8%	3	18	1	90	2	12	6	90	4
AV OAK HILLS 1	0	24	0.0%	0	9	0	15	0	0	1	22	0
015 OAK HILLS 1	406	178	43.8%	4	54	0	109	5	20	8	128	4
AV OAK HILLS 2	0	9	0.0%	0	4	0	3	1	0	2	4	1
016 OAK HILLS 2	180	90	50.0%	2	44	0	42	1	11	3	70	1
AV PAJARO 1	0	13	0.0%	1	3	0	8	1	1	0	11	1
017 PAJARO 1	297	119	40.0%	6	40	1	70	1	7	25	77	3
AV PAJARO 2	0	10	0.0%	0	3	0	7	0	4	1	2	1
018 PAJARO 2	385	148	38.4%	2	42	0	100	3	9	8	110	8
AV PAJARO 3	0	15	0.0%	0	1	0	13	0	0	0	14	0
019 PAJARO 3	412	195	47.3%	2	71	1	113	3	22	20	122	15
AV PAJARO 4	0	6	0.0%	1	2	0	2	0	2	0	3	0
020 PAJARO 4	207	104	50.2%	1	45	0	56	0	7	12	71	3
AV PRUNEDALE 1	0	6	0.0%	0	4	0	2	0	1	0	5	0
021 PRUNEDALE 1	230	109	47.3%	0	34	2	65	4	14	8	72	1
AV PRUNEDALE 2	0	32	0.0%	1	2	0	23	3	5	0	24	0
022 PRUNEDALE 2	545	222	40.7%	1	74	2	137	5	20	11	166	11
AV PRUNEDALE 3	0	24	0.0%	3	3	0	15	0	1	0	18	1
023 PRUNEDALE 3	499	222	44.4%	1	58	2	153	4	14	18	171	6
AV SALINAS 1	0	8	0.0%	0	2	0	6	0	0	0	6	2
024 SALINAS 1	449	184	40.9%	1	67	2	103	3	24	20	109	7

OFFICIAL STATEMENT OF VOTES CAST PRIMARY ELECTION HELD JUNE 7, 1988 MONTEREY COUNTY

*** DEMOCRATIC PARTY ***

PAGE NUMBER 001.002.001
Monterey County

Registrar
of Voters

Ross J.
Underwood

Presidential
Primary
June 7, 1988

	REGISTERED VOTERS	TURNOUT	TURNOUT PERCENTAGE	PAUL DEM* PRESIDENTIAL PREFER	JESSE DEM* PRESIDENTIAL PREFER	LYNDON DEM* PRESIDENTIAL PREFER	MICHAEL DEM* PRESIDENTIAL PREFER	AL DEM* PRESIDENTIAL PREFER	JOHN DEM* US SENATOR ABBOTT	ROBERT DEM* US SENATOR BANUELOS	LEO DEM* US SENATOR CARTHY	CHARLES DEM* US SENATOR GREENE
AV SALINAS 2	0	44	0.0%	1	12	0	22	4	7	2	31	2
025 SALINAS 2	889	374	42.0%	10	131	3	223	5	39	30	270	12
AV SALINAS 3	0	38	0.0%	0	6	0	29	1	5	3	24	0
026 SALINAS 3	715	289	40.4%	8	96	1	178	4	25	17	225	8
AV SALINAS 4	0	24	0.0%	0	5	0	17	0	2	1	17	0
027 SALINAS 4	469	221	47.1%	2	74	1	139	3	13	13	177	8
AV SALINAS 5	0	21	0.0%	0	6	0	14	0	0	2	18	0
028 SALINAS 5	362	166	45.8%	1	44	0	112	4	17	11	120	5
AV SALINAS 6	0	27	0.0%	0	11	0	13	0	1	3	20	0
029 SALINAS 6	397	177	44.5%	0	70	3	101	1	19	13	130	5
AV SALINAS 7	0	18	0.0%	0	4	0	14	0	2	0	15	0
030 SALINAS 7	316	151	47.7%	2	56	0	89	1	13	12	110	5
AV SALINAS 8	0	37	0.0%	0	7	0	29	1	6	0	26	0
031 SALINAS 8	723	336	46.4%	4	116	3	205	6	40	26	248	8
AV SALINAS 9/10	0	24	0.0%	1	7	0	15	1	2	5	14	1
032 SALINAS 9/10	728	292	40.1%	4	126	1	149	4	24	37	199	13
AV SALINAS 11	0	23	0.0%	0	3	0	19	0	3	1	16	0
033 SALINAS 11	669	324	48.4%	3	105	3	208	2	26	25	253	5
AV SALINAS 12	0	17	0.0%	1	5	0	10	1	2	3	11	0
034 SALINAS 12	513	238	46.3%	3	105	0	120	5	15	24	183	6
AV SALINAS 13	0	22	0.0%	0	7	0	14	1	5	3	12	0
035 SALINAS 13	565	240	42.4%	2	90	0	135	5	17	26	171	3
AV SALINAS 14	0	24	0.0%	1	6	0	16	0	0	3	19	0
036 SALINAS 14	348	160	45.9%	1	50	2	103	1	9	16	117	2
AV SANTA RITA 1	0	8	0.0%	0	5	0	2	1	3	0	4	1
037 SANTA RITA 1	163	74	45.3%	1	21	1	45	2	4	7	53	3
AV SANTA RITA 2	0	17	0.0%	0	4	0	11	0	0	2	11	0
038 SANTA RITA 2	384	165	42.9%	0	49	0	109	4	13	14	126	3
AV ALISAL 1	0	0	0.0%	0	0	0	0	0	0	0	0	0
039 ALISAL 1	72	26	36.1%	0	6	0	16	0	2	0	15	1
AV BORONDA 1	0	6	0.0%	0	2	0	3	0	0	1	3	0
040 BORONDA 1	300	104	34.6%	0	50	2	47	2	0	28	60	2
AV SALINAS 16	0	19	0.0%	0	9	0	10	0	2	4	13	0
041 SALINAS 16	565	243	43.0%	7	89	0	139	3	21	16	185	6
AV SALINAS 17	0	18	0.0%	1	6	0	11	0	4	1	11	1
042 SALINAS 17	599	260	43.4%	3	120	2	127	3	16	31	184	7
AV SALINAS 18	0	33	0.0%	0	5	0	27	1	2	2	24	1
043 SALINAS 18	522	266	50.9%	1	89	0	168	0	23	27	192	7
AV SALINAS 19	0	33	0.0%	0	12	0	21	0	3	0	27	3
044 SALINAS 19	363	198	54.5%	1	64	4	118	0	9	12	152	7
AV SALINAS 20	0	18	0.0%	0	9	0	7	0	2	2	12	0
045 SALINAS 20	261	100	38.3%	1	52	0	42	0	4	21	68	0
AV SALINAS 21	0	32	0.0%	0	7	0	19	3	4	2	21	0
046 SALINAS 21	561	134	23.8%	1	62	2	67	1	11	24	85	5
AV SALINAS 22	0	43	0.0%	1	12	0	26	0	5	2	30	0
047 SALINAS 22	363	172	47.3%	4	62	3	95	1	11	7	138	5
AV SALINAS 23	0	15	0.0%	0	4	0	10	0	0	1	13	0
048 SALINAS 23	235	127	54.0%	3	49	1	62	5	12	5	94	3

OFFICIAL STATEMENT OF VOTES CAST PRIMARY ELECTION HELD JUNE 7, 1988 MONTEREY COUNTY
 *** DEMOCRATIC PARTY ***

PAGE NUMBER 001.003.001
 Monterey County
 Registrar
 of Voters
 Ross J.
 Underwood

Presidential
 Primary
 June 7, 1988

	REGISTERED VOTERS	TURNOUT	TURNOUT PERCENTAGE	PAUL DEMO* PRESIDENTIAL PREFER	JESSE DEMO* PRESIDENTIAL PREFER	LYNDON DEMO* PRESIDENTIAL PREFER	MICHAEL DEMO* PRESIDENTIAL PREFER	AL DEMO* PRESIDENTIAL PREFER	JOHN DEMO* SENATOR	ROBERT DEMO* SENATOR	LEO DEMO* SENATOR	CHARLES DEMO* SENATOR
AV SALINAS 24	0	23	0.0%	0	8	0	11	0	1	3	15	0
049 SALINAS 24	266	145	54.5%	2	53	0	81	2	9	8	113	1
AV SALINAS 25	0	7	0.0%	0	2	0	5	0	0	0	7	0
050 SALINAS 25	140	78	55.7%	1	26	1	46	1	4	1	61	0
AV SALINAS 26	0	27	0.0%	0	3	1	18	2	1	0	24	4
051 SALINAS 26	367	192	52.3%	3	52	1	127	4	19	15	135	4
AV SALINAS 27	0	41	0.0%	0	8	2	25	0	3	1	31	3
052 SALINAS 27	477	230	48.2%	4	59	1	153	5	18	6	187	4
AV SALINAS 28	0	22	0.0%	1	4	0	17	0	1	0	20	0
053 SALINAS 28	456	250	54.8%	6	65	2	166	6	26	14	180	9
AV SALINAS 29	0	22	0.0%	0	7	0	14	1	0	0	21	1
054 SALINAS 29	372	197	52.9%	2	71	0	115	3	14	9	160	4
AV SALINAS 30	0	27	0.0%	0	8	0	17	0	0	1	20	2
055 SALINAS 30	420	195	46.4%	4	66	1	112	3	21	10	130	5
AV SALINAS 31	0	21	0.0%	0	2	0	18	1	4	0	16	0
056 SALINAS 31	314	171	54.4%	4	27	0	126	4	15	7	120	12
AV SALINAS 32	0	62	0.0%	1	12	2	44	1	6	4	48	1
057 SALINAS 32	615	228	37.0%	0	122	1	104	0	16	36	151	6
AV SALINAS 33	0	26	0.0%	0	6	0	20	0	0	1	20	2
058 SALINAS 33	650	265	40.7%	2	102	1	155	3	18	29	191	9
AV SALINAS 34	0	36	0.0%	0	14	0	20	0	3	7	23	1
059 SALINAS 34	759	238	31.3%	2	102	1	130	0	27	40	158	7
AV SALINAS 35	0	30	0.0%	0	6	0	22	1	1	2	24	3
060 SALINAS 35	915	274	29.9%	5	135	0	128	2	19	58	182	2
AV SALINAS 36	0	31	0.0%	0	10	0	18	0	1	2	22	3
061 SALINAS 36	756	265	35.1%	5	126	0	130	1	22	59	158	9
AV SALINAS 37	0	29	0.0%	0	11	0	15	1	2	2	21	1
062 SALINAS 37	546	162	29.6%	6	56	3	92	1	22	18	108	7
AV SALINAS 38	0	23	0.0%	0	8	0	14	0	3	2	16	1
063 SALINAS 38	465	162	34.8%	3	77	2	74	2	15	32	100	7
AV SALINAS 39	0	47	0.0%	1	10	0	32	3	6	5	34	1
064 SALINAS 39	611	254	41.5%	5	91	3	146	5	21	30	177	6
AV SALINAS 40	0	20	0.0%	0	5	0	13	0	1	1	14	1
065 SALINAS 40	504	206	40.8%	2	86	1	112	1	15	28	139	3
AV BRADLEY	0	2	0.0%	0	2	0	0	0	0	0	2	0
066 BRADLEY	53	27	50.9%	0	5	0	21	0	5	0	21	1
AV BUENA VISTA 1	0	22	0.0%	2	5	0	13	0	2	0	17	0
067 BUENA VISTA 1	340	155	45.5%	1	49	0	99	6	15	9	115	3
AV CHUALAR	0	6	0.0%	0	1	0	4	0	1	0	4	0
068 CHUALAR	207	80	38.6%	2	31	3	39	3	8	10	53	3
AV GONZALES	0	28	0.0%	0	11	0	17	0	2	4	21	0
069 GONZALES	694	290	41.7%	0	105	1	178	2	15	63	192	5
AV GREENFIELD	0	30	0.0%	1	14	0	11	1	1	6	16	2
070 GREENFIELD	1069	370	34.6%	5	136	1	215	3	23	55	263	12
AV KING CITY 1	0	14	0.0%	0	7	0	6	0	1	3	10	0
071 KING CITY 1	393	174	44.2%	1	55	0	111	2	15	18	123	8
AV KING CITY 2	0	11	0.0%	0	3	0	8	0	0	0	10	1
072 KING CITY 2	460	188	40.8%	3	46	0	126	4	13	18	129	6

OFFICIAL STATEMENT OF VOTES CAST PRIMARY ELECTION HELD JUNE 7, 1988 MONTEREY COUNTY
 *** DEMOCRATIC PARTY ***

PAGE NUMBER 001.004.001
 Monterey County
 Registrar
 of Voters

**Ross J.
 Underwood**

**Presidential
 Primary
 June 7, 1988**

	REGISTERED VOTERS	TURNOUT	TURNOUT PERCENTAGE	PAUL DEM* PRESIDENTIAL PREFER	JESSE DEM* PRESIDENTIAL PREFER	LYNDON DEM* PRESIDENTIAL PREFER	MICHAEL DEM* PRESIDENTIAL PREFER	AL DEM* PRESIDENTIAL PREFER	JOHN DEM* HANCOCK SENATOR	ROBERT DEM* J BANUELOS SENATOR	LEO DEM* M C SENATOR	CHARLES DEM* GREENE SENATOR
AV MARINA 2	0	39	0.0%	1	14	0	24	0	0	2	31	5
073 MARINA 2	553	241	43.5%	1	127	1	109	2	26	7	178	14
AV MARINA 3	0	3	0.0%	0	2	0	1	0	0	0	2	0
074 MARINA 3	210	96	45.7%	1	50	0	42	0	9	6	68	7
AV MARINA 4	0	26	0.0%	0	6	0	19	0	1	1	21	0
075 MARINA 4	422	184	43.6%	2	61	0	107	4	13	7	140	8
AV MARINA 5	0	34	0.0%	0	10	0	22	1	1	2	23	3
076 MARINA 5	642	247	38.4%	2	122	0	112	7	21	14	183	16
AV MARINA 6	0	31	0.0%	1	11	0	16	2	6	3	17	2
077 MARINA 6	546	246	45.0%	2	85	2	142	5	20	6	190	12
AV MARINA 7	0	30	0.0%	2	7	2	19	0	3	0	25	1
078 MARINA 7	507	227	44.7%	2	84	2	131	4	15	10	178	6
AV METZ 1	0	2	0.0%	0	0	0	1	0	0	1	1	0
079 METZ 1	44	12	27.2%	0	6	0	6	0	0	0	9	1
AV METZ 3	0	3	0.0%	0	2	0	1	0	0	0	3	0
080 METZ 3	114	35	30.7%	0	9	2	22	1	5	10	19	0
AV MISSION	0	6	0.0%	0	0	0	3	0	0	0	2	0
081 MISSION	46	20	43.4%	0	8	0	10	0	0	2	14	0
AV PARKFIELD	0	0	0.0%	0	0	0	0	0	0	0	0	0
082 PARKFIELD	36	17	47.2%	2	5	0	10	0	0	0	14	0
AV PLEYTO 1	0	6	0.0%	0	0	0	5	1	0	1	4	0
083 PLEYTO 1	46	25	54.3%	0	8	0	16	0	1	0	19	2
AV RINCON	0	7	0.0%	0	3	0	4	0	0	3	4	0
084 RINCON	91	44	48.3%	0	15	0	25	3	3	3	30	3
AV RIVERSIDE 2	0	9	0.0%	0	0	0	9	0	1	1	6	0
085 RIVERSIDE 2	313	144	46.0%	3	39	3	91	3	17	10	101	6
AV SAN ANTONIO 1	0	10	0.0%	0	3	0	7	0	1	0	7	0
086 SAN ANTONIO 1	135	54	40.0%	1	12	1	37	1	7	4	35	2
AV SAN ARDO	0	3	0.0%	0	0	0	3	0	0	0	3	0
087 SAN ARDO	94	50	53.1%	3	6	0	34	2	7	3	35	1
AV SAN LUCAS	0	8	0.0%	0	2	0	5	1	1	1	6	0
088 SAN LUCAS	84	25	29.7%	1	5	2	14	1	1	1	16	1
AV SAN VICENTE	0	1	0.0%	0	0	0	1	0	1	0	0	0
089 SAN VICENTE	121	56	46.2%	1	21	1	30	2	3	7	37	4
AV SOLEDAD 1	0	12	0.0%	0	4	0	7	0	1	1	3	1
090 SOLEDAD 1	569	200	35.1%	6	94	1	92	3	14	49	121	3
AV SOLEDAD 2	0	22	0.0%	0	7	0	12	2	2	1	15	1
091 SOLEDAD 2	598	243	40.6%	3	122	1	104	3	12	71	145	5
AV SPRECKELS 1	0	14	0.0%	0	1	0	10	2	1	3	9	1
092 SPRECKELS 1	205	104	50.7%	4	42	0	56	0	10	15	66	6
AV DEL REY OAKS	0	31	0.0%	0	2	0	28	0	0	1	26	0
093 DEL REY OAKS	516	305	59.8%	7	73	3	204	2	22	6	232	12
AV MONTEREY 1	0	41	0.0%	1	15	0	23	0	3	1	33	2
094 MONTEREY 1	642	302	47.0%	5	111	0	178	3	32	17	209	7
AV MONTEREY 2	0	19	0.0%	1	5	0	13	0	0	2	13	0
095 MONTEREY 2	374	180	48.1%	0	67	1	107	3	16	13	133	2
AV MONTEREY 3	0	17	0.0%	0	7	0	10	0	4	0	12	0
096 MONTEREY 3	455	205	45.0%	2	81	1	112	4	16	17	137	6

OFFICIAL STATEMENT OF VOTES CAST PRIMARY ELECTION HELD JUNE 7, 1988 MONTEREY COUNTY
 *** DEMOCRATIC PARTY ***

PAGE NUMBER 001.005.001
 Monterey County
 Registrar
 of Voters
 Ross J.
 Underwood

Presidential
 Primary
 June 7, 1988

	REGISTERED VOTERS	TURNOUT	TURNOUT PERCENTAGE	PAUL DEM* PRESIDENTIAL PREFER	JESSE DEM* PRESIDENTIAL PREFER	LYNDON DEM* PRESIDENTIAL PREFER	MICHAEL DEM* PRESIDENTIAL PREFER	AL DEM* PRESIDENTIAL PREFER	JOHN DEM* US SENATOR	ROBERT DEM* US SENATOR	LEO DEM* US SENATOR	CHARLES DEM* US SENATOR
AV MONTEREY 4	0	26	0.0%	0	12	0	12	0	2	2	16	2
097 MONTEREY 4	368	152	41.3%	3	60	0	82	0	17	6	108	4
AV MONTEREY 5	0	25	0.0%	3	5	0	15	1	4	1	16	0
098 MONTEREY 5	333	178	53.4%	1	56	1	114	1	17	6	134	2
AV MONTEREY 6	0	3	0.0%	0	0	0	3	0	0	0	1	1
099 MONTEREY 6	29	13	44.8%	0	3	0	8	1	1	0	7	0
AV MONTEREY 7	0	46	0.0%	4	13	0	25	0	6	3	26	1
100 MONTEREY 7	857	372	43.4%	5	170	1	179	3	38	24	253	11
AV MONTEREY 8	0	28	0.0%	0	5	0	22	0	0	1	24	2
101 MONTEREY 8	413	191	46.2%	1	54	1	128	2	23	8	132	4
AV PACIFIC GROVE 1	0	46	0.0%	1	11	0	28	0	4	2	33	2
102 PACIFIC GROVE 1	444	248	55.8%	0	86	0	153	4	24	15	177	5
AV PACIFIC GROVE 2	0	44	0.0%	0	5	0	36	1	0	3	32	2
103 PACIFIC GROVE 2	452	231	51.1%	0	87	0	133	7	14	6	171	5
AV PACIFIC GROVE 3	0	30	0.0%	1	7	0	21	0	2	0	18	3
104 PACIFIC GROVE 3	386	195	50.5%	3	108	0	79	1	17	12	134	4
AV PACIFIC GROVE 4	0	35	0.0%	1	7	0	26	1	4	1	22	0
105 PACIFIC GROVE 4	627	324	51.6%	2	142	2	173	1	25	24	235	5
AV PACIFIC GROVE 5	0	22	0.0%	0	6	0	16	0	2	0	17	0
106 PACIFIC GROVE 5	463	258	55.7%	4	83	1	158	4	21	11	183	8
AV PACIFIC GROVE 6	0	34	0.0%	0	8	1	25	0	3	0	27	0
107 PACIFIC GROVE 6	598	313	52.3%	1	145	1	161	1	28	12	228	7
AV PACIFIC GROVE 7	0	16	0.0%	1	4	0	10	1	1	2	11	0
108 PACIFIC GROVE 7	178	95	53.3%	3	47	0	43	2	10	3	57	2
AV PACIFIC GROVE 8	0	43	0.0%	0	7	0	33	1	1	1	39	0
109 PACIFIC GROVE 8	447	264	59.0%	1	78	2	175	2	23	11	196	5
AV PACIFIC GROVE 9	0	47	0.0%	0	7	0	37	1	12	0	30	2
110 PACIFIC GROVE 9	509	248	48.7%	6	82	0	153	3	18	12	177	13
AV PACIFIC GROVE 10	0	28	0.0%	0	11	0	16	1	2	1	25	0
111 PACIFIC GROVE 10	660	353	53.4%	4	159	0	183	3	21	20	278	5
AV PEBBLE BEACH 1	0	9	0.0%	0	0	0	9	0	0	0	8	0
112 PEBBLE BEACH 1	91	50	54.9%	0	17	0	32	1	4	0	39	2
AV PEBBLE BEACH 3	0	32	0.0%	0	11	0	19	1	2	0	23	0
113 PEBBLE BEACH 3	222	111	50.0%	5	18	0	78	2	4	2	87	5
AV PEBBLE BEACH 5	0	14	0.0%	0	1	0	12	0	1	0	11	0
114 PEBBLE BEACH 5	130	71	54.6%	2	19	0	47	2	6	1	53	1
AV PEBBLE BEACH 7	0	13	0.0%	1	2	0	8	2	1	0	10	0
115 PEBBLE BEACH 7	116	62	53.4%	1	15	0	41	4	3	2	47	1
AV SAND CITY	0	4	0.0%	0	0	0	4	0	0	1	3	0
116 SAND CITY	66	27	40.9%	0	6	0	21	0	2	3	19	1
AV SEASIDE 1	0	22	0.0%	0	5	0	15	0	2	2	19	0
117 SEASIDE 1	634	300	47.3%	2	138	2	145	2	28	19	214	17
AV SEASIDE 2	0	36	0.0%	0	19	0	17	0	0	1	28	2
118 SEASIDE 2	772	403	52.2%	3	245	0	141	4	27	15	311	19
AV SEASIDE 3	0	35	0.0%	1	31	0	3	0	1	2	28	1
119 SEASIDE 3	849	412	48.5%	2	326	1	79	0	26	17	314	20
AV SEASIDE 4	0	25	0.0%	0	4	1	19	0	4	1	16	0
120 SEASIDE 4	578	265	45.8%	0	89	0	164	5	26	14	188	13

OFFICIAL STATEMENT OF VOTES CAST PRIMARY ELECTION HELD JUNE 7, 1988 MONTEREY COUNTY
 *** DEMOCRATIC PARTY ***

PAGE NUMBER 001.006.001
 Monterey County

Registrar
 of Voters

Ross J.
 Underwood

Presidential
 Primary
 June 7, 1988

	REGISTERED VOTERS	TURNOUT	TURNOUT PERCENTAGE	PAUL PRESIDENTIAL PREFER	JESSE JACKSON DEM* PRESIDENTIAL PREFER	LYNDON LAROUCHIE DEM* PRESIDENTIAL PREFER	MICHAEL S DUKAKIS DEM* PRESIDENTIAL PREFER	AL GORE DEM* PRESIDENTIAL PREFER	JOHN HANCOCK DEM* US SENATOR	ROBERT J BANUELOS DEM* US SENATOR	LEO M C CARTHY DEM* US SENATOR	CHARLES GREENE DEM* US SENATOR
AV SEASIDE 5	0	56	0.0%	0	29	1	24	1	2	2	45	2
21 SEASIDE 5	904	379	41.9%	2	243	1	129	0	29	22	262	35
AV SEASIDE 6	0	55	0.0%	1	30	0	23	0	3	1	40	4
22 SEASIDE 6	946	458	48.4%	1	366	0	77	1	34	18	330	21
AV SEASIDE 7	0	60	0.0%	0	46	1	9	0	3	3	42	4
23 SEASIDE 7	993	514	51.7%	2	405	1	95	3	32	19	370	51
AV SEASIDE 8	0	38	0.0%	1	20	0	17	0	3	3	24	3
24 SEASIDE 8	735	356	48.4%	4	118	0	217	4	34	22	244	18
AV CARMEL 1	0	22	0.0%	2	5	1	14	0	3	1	15	2
25 CARMEL 1	324	148	45.6%	1	62	1	77	1	8	7	106	0
AV CARMEL 2	0	34	0.0%	0	7	0	25	0	3	1	21	0
26 CARMEL 2	383	176	45.9%	3	62	2	103	5	6	8	131	6
AV CARMEL 3	0	37	0.0%	0	10	0	25	1	2	0	32	0
27 CARMEL 3	401	180	44.8%	3	59	1	111	1	17	4	124	5
AV CARMEL 4	0	32	0.0%	0	13	0	17	0	2	2	23	0
28 CARMEL 4	336	162	48.2%	2	55	0	100	2	14	5	117	3
AV CARMEL VALLEY 1	0	19	0.0%	0	2	0	15	0	2	0	14	0
29 CARMEL VALLEY 1	206	121	58.7%	0	24	1	82	5	13	1	83	3
AV CARMEL VALLEY 2	0	15	0.0%	0	8	0	7	0	2	1	8	2
30 CARMEL VALLEY 2	268	154	57.4%	3	77	0	72	0	18	4	110	1
AV CARMEL VALLEY 3	0	13	0.0%	0	3	0	10	0	1	0	9	2
31 CARMEL VALLEY 3	147	66	44.8%	0	18	1	43	2	7	2	50	4
AV CARMEL VALLEY 4	0	24	0.0%	1	7	0	15	0	3	2	15	1
32 CARMEL VALLEY 4	325	174	53.5%	2	66	1	97	3	17	8	118	3
AV CARMEL VALLEY 5	0	11	0.0%	0	3	0	8	0	1	0	10	0
33 CARMEL VALLEY 5	198	107	54.0%	0	33	0	68	2	4	6	78	4
AV CARMEL VALLEY 6	0	10	0.0%	1	2	0	6	0	2	0	7	1
34 CARMEL VALLEY 6	161	71	44.0%	1	20	0	48	1	6	2	53	1
AV CARMEL VALLEY 7	0	15	0.0%	0	2	0	13	0	1	0	13	0
35 CARMEL VALLEY 7	166	83	50.0%	1	25	0	53	1	4	2	65	2
AV CARMEL VALLEY 8	0	17	0.0%	0	3	0	13	0	2	2	12	0
36 CARMEL VALLEY 8	81	42	51.8%	0	5	0	37	1	2	1	37	0
AV CARMEL VALLEY 9	0	8	0.0%	0	2	0	6	0	2	0	6	0
37 CARMEL VALLEY 9	41	30	73.1%	0	1	0	29	0	1	0	26	1
AV CARMEL VALLEY 10	0	26	0.0%	0	4	0	20	1	4	0	16	0
38 CARMEL VALLEY 10	195	98	50.2%	2	31	0	62	0	7	6	69	4
AV CARMEL VALLEY 11	0	5	0.0%	0	0	0	5	0	1	0	4	0
39 CARMEL VALLEY 11	92	60	65.2%	0	17	0	41	2	4	0	45	0
AV CARMEL VALLEY 12	0	13	0.0%	0	4	0	7	2	0	0	12	0
40 CARMEL VALLEY 12	142	74	52.1%	1	25	0	44	1	0	4	50	2
AV CARMEL VALLEY 13	0	5	0.0%	0	1	0	4	0	0	0	3	0
41 CARMEL VALLEY 13	146	83	56.8%	0	40	0	43	0	5	2	60	6
AV CARMEL VALLEY 14	0	3	0.0%	0	1	0	2	0	0	0	3	0
42 CARMEL VALLEY 14	117	54	46.1%	1	15	0	38	0	4	0	42	0
AV CARMEL VALLEY 15	0	16	0.0%	1	6	1	8	0	2	1	13	0
43 CARMEL VALLEY 15	198	103	52.0%	1	33	1	65	1	8	2	68	1
AV CARMEL WOODS 1	0	7	0.0%	0	2	0	3	0	1	0	5	0
44 CARMEL WOODS 1	63	26	41.2%	1	11	0	11	2	1	1	18	1

OFFICIAL STATEMENT OF VOTES CAST PRIMARY ELECTION HELD JUNE 7, 1988 MONTEREY COUNTY

*** DEMOCRATIC PARTY ***

PAGE NUMBER 001,007,001
Monterey County

Registrar
of Voters

Ross J.
Underwood

Presidential
Primary
June 7, 1988

	REGISTERED VOTERS	TURNOUT	TURNOUT PERCENTAGE	PAUL SIMON DEM* PRESIDENTIAL PREFER	JESSE JACKSON DEM* PRESIDENTIAL PREFER	LYNDON LAROUCHIE DEM* PRESIDENTIAL PREFER	MICHAEL S DUKAKIS DEM* PRESIDENTIAL PREFER	AL GORE DEM* PRESIDENTIAL PREFER	JOHN HANCOCK DEM* US SENATOR	ROBERT J BANUELOS DEM* US SENATOR	LEO M C CARTHY DEM* US SENATOR	CHARLES GREENE DEM* US SENATOR
AV CARMEL WOODS 2	0	20	0.0%	0	7	0	10	1	2	0	17	0
145 CARMEL WOODS 2	363	195	53.7%	2	69	0	116	4	11	7	146	7
AV CARMEL WOODS 3	0	7	0.0%	0	0	0	6	1	0	0	6	0
146 CARMEL WOODS 3	62	35	56.4%	0	13	0	21	1	2	1	26	0
AV DEL MONTE 1	0	20	0.0%	0	7	0	8	1	2	1	15	0
147 DEL MONTE 1	197	110	55.8%	1	31	1	70	5	12	8	76	2
AV DEL MONTE 2	0	1	0.0%	0	0	0	1	0	0	0	1	0
148 DEL MONTE 2	98	60	61.2%	3	22	1	30	2	6	2	42	2
AV DEL MONTE 3	0	12	0.0%	0	3	0	8	0	1	1	7	0
149 DEL MONTE 3	88	30	34.0%	1	11	0	16	1	1	0	27	1
AV GORDA	0	13	0.0%	0	5	0	7	0	3	1	4	0
150 GORDA	124	48	38.7%	1	25	0	21	0	10	1	29	0
AV LOS LAURELES 4	0	1	0.0%	0	0	0	1	0	0	0	1	0
151 LOS LAURELES 4	51	34	66.6%	0	8	1	24	0	5	2	21	2
AV MONTEREY 11	0	30	0.0%	0	11	0	18	0	5	2	22	0
152 MONTEREY 11	565	288	50.9%	5	76	6	185	7	24	11	193	18
AV MONTEREY 12	0	58	0.0%	0	8	0	45	2	4	3	37	1
153 MONTEREY 12	792	345	43.5%	4	113	3	205	6	26	16	226	14
AV MONTEREY 13	0	35	0.0%	2	9	0	22	0	4	0	26	0
154 MONTEREY 13	413	219	53.0%	4	65	1	141	4	20	6	167	10
AV MONTEREY 14	0	23	0.0%	0	7	0	15	0	1	1	17	0
155 MONTEREY 14	212	102	48.1%	1	22	2	69	1	5	4	79	6
AV MONTEREY 15	0	32	0.0%	1	9	0	21	0	1	0	24	2
156 MONTEREY 15	391	217	55.4%	1	73	1	133	4	11	6	160	6
AV MONTEREY 16	0	15	0.0%	0	2	0	11	1	1	0	12	0
157 MONTEREY 16	103	49	47.5%	1	11	0	33	1	5	2	29	2
AV MONTEREY 17	0	14	0.0%	0	3	0	10	1	0	3	9	0
158 MONTEREY 17	282	168	59.5%	1	42	1	113	2	13	3	119	5
AV PALO COLORADO	0	10	0.0%	0	3	0	6	0	2	2	5	0
159 PALO COLORADO	103	61	59.2%	1	33	0	26	1	6	2	43	3
AV PEBBLE BEACH 2	0	2	0.0%	0	1	0	1	0	1	0	1	0
160 PEBBLE BEACH 2	90	57	63.3%	2	14	2	39	0	5	3	42	0
AV PEBBLE BEACH 4	0	10	0.0%	0	1	0	6	2	1	0	3	1
161 PEBBLE BEACH 4	125	59	47.2%	2	14	0	38	1	4	3	40	1
AV PEBBLE BEACH 6	0	18	0.0%	0	4	0	12	0	0	1	16	0
162 PEBBLE BEACH 6	87	41	47.1%	0	11	0	30	0	2	1	33	1
AV POINT LOBOS 1	0	17	0.0%	1	3	1	9	3	2	0	12	1
163 POINT LOBOS 1	194	112	57.7%	3	27	0	78	2	5	1	90	3
AV POINT LOBOS 2	0	6	0.0%	0	1	0	5	0	1	0	4	0
164 POINT LOBOS 2	138	79	57.2%	0	30	0	48	0	5	2	65	1
AV POINT LOBOS 3	0	12	0.0%	0	3	0	9	0	1	0	7	0
165 POINT LOBOS 3	118	71	60.1%	0	23	0	46	0	4	1	56	4
AV POINT LOBOS 4	0	22	0.0%	0	4	0	16	0	0	1	15	1
166 POINT LOBOS 4	269	151	56.1%	4	55	0	85	2	9	6	116	2
AV POINT LOBOS 5	0	5	0.0%	0	3	0	2	0	0	0	4	0
167 POINT LOBOS 5	52	27	51.9%	0	7	0	18	1	4	1	20	0
AV POINT LOBOS 6	0	25	0.0%	0	4	0	18	1	1	1	18	0
168 POINT LOBOS 6	140	67	47.8%	0	24	0	39	2	3	1	51	1

OFFICIAL STATEMENT OF VOTES CAST PRIMARY ELECTION HELD JUNE 7, 1988 MONTEREY COUNTY
 *** DEMOCRATIC PARTY ***

PAGE NUMBER 001.008.001
 Monterey County
 Registrar
 of Voters
 Ross J.
 Underwood

Presidential
 Primary
 June 7, 1988

	REGISTERED VOTERS	TURNOUT	TURNOUT PERCENTAGE	PAUL DEM* PRESIDENTIAL PREFER	JESSE DEM* PRESIDENTIAL PREFER	LYNDON DEM* PRESIDENTIAL PREFER	MICHAEL DEM* PRESIDENTIAL PREFER	AL DEM* PRESIDENTIAL PREFER	JOHN DEM* HANCOCK SENATOR	ROBERT DEM* US J BANNUELOS SENATOR	LEO DEM* MUS C ARTHY SENATOR	CHARLES DEM* US GREENE SENATOR
AV POINT LOBOS 7	0	6	0.0%	2	1	0	3	0	1	0	5	0
169 POINT LOBOS 7	133	58	43.6%	0	21	0	34	0	4	3	40	0
AV SUR	0	6	0.0%	1	4	0	1	0	1	0	4	0
170 SUR	187	89	47.5%	1	48	0	36	3	16	6	55	2
AV TORO 1	0	17	0.0%	0	1	0	14	1	2	0	11	2
171 TORO 1	196	96	48.9%	1	33	0	61	0	2	0	76	2
AV TORO 2	0	8	0.0%	0	1	0	7	0	0	0	8	0
172 TORO 2	190	98	51.5%	1	36	0	56	3	8	1	76	3
AV TORO 3	0	19	0.0%	0	5	0	12	1	1	0	15	2
173 TORO 3	319	166	52.0%	5	42	1	109	6	10	7	135	4
AV TORO 4	0	15	0.0%	0	1	0	12	1	2	0	12	0
174 TORO 4	292	148	50.6%	3	40	1	96	1	11	1	113	5
AV TORO 5	0	12	0.0%	1	1	0	8	0	1	1	7	1
175 TORO 5	162	87	53.7%	1	24	0	60	0	2	2	66	7
AV TULARCITOS 1	0	16	0.0%	0	6	0	10	0	0	3	11	1
176 TULARCITOS 1	180	76	42.2%	1	32	0	37	3	7	6	51	0
BLANCO 1	MBP	0	0.0%	0	0	0	0	0	0	0	0	0
CASTROVILLE 3	MBP	0	0.0%	0	0	0	0	0	0	0	0	0
CASTROVILLE 4	MBP	18	66.6%	0	3	0	9	0	1	1	8	0
COOPER	MBP	1	100.0%	0	0	0	0	0	0	0	0	0
EL TOUCHO 1	MBP	2	0.0%	0	0	0	0	0	0	0	0	0
EL TOUCHO 4	MBP	0	0.0%	0	0	0	0	0	0	0	0	0
GRAVES 1	MBP	11	18.1%	0	0	0	2	0	0	0	2	0
NATIVIDAD 1	MBP	24	87.5%	1	3	0	16	0	0	0	17	3
NATIVIDAD 4	MBP	6	50.0%	0	0	0	2	0	0	0	3	0
SALINAS 15	MBP	0	0.0%	0	0	0	0	0	0	0	0	0
SAN BENITO	MBP	6	50.0%	0	0	0	3	0	0	0	3	0
BLANCO 2	MBP	4	0.0%	0	0	0	0	0	0	0	0	0
BORONDA 2	MBP	1	0.0%	0	0	0	0	0	0	0	0	0
SALINAS 41	MBP	111	32.4%	0	19	1	16	0	5	6	19	4
SALINAS 42	MBP	0	0.0%	0	0	0	0	0	0	0	0	0
SALINAS 43	MBP	0	0.0%	0	0	0	0	0	0	0	0	0
SALINAS 44	MBP	19	42.1%	0	4	0	4	0	3	0	5	0
SPRECKELS 2	MBP	0	0.0%	0	0	0	0	0	0	0	0	0
ALISAL 2	MBP	58	37.9%	1	7	0	13	1	0	3	16	2
ALISAL 3	MBP	2	66.6%	0	0	0	1	1	0	0	1	1
ARROYO St CO.	MBP	6	61.9%	1	7	0	29	0	7	0	24	4
BEACH 2	MBP	0	0.0%	0	0	0	0	0	0	0	0	0
BLANCO 3	MBP	53	56.6%	3	5	0	20	1	2	4	21	0
BORONDA 3	MBP	6	33.3%	0	1	0	1	0	0	0	2	0
BUENA VISTA 2	MBP	0	0.0%	0	0	0	0	0	0	0	0	0
GRAVES 2	MBP	1	100.0%	0	0	0	0	0	0	0	0	0
INDEPENDENCE	MBP	4	25.0%	0	0	0	1	0	1	0	0	0
MARINA 7	MBP	1	100.0%	0	0	0	0	0	1	0	0	0
MARINA 8	MBP	0	0.0%	0	0	0	0	0	0	0	0	0
MARINA 9	MBP	0	0.0%	0	0	0	0	0	0	0	0	0
MARINA 10	MBP	0	0.0%	0	0	0	0	0	0	0	0	0
MARINA 11	MBP	330	27.8%	0	58	1	29	2	21	8	45	8

OFFICIAL STATEMENT OF VOTES CAST PRIMARY ELECTION HELD JUNE 7, 1988 MONTEREY COUNTY
 *** DEMOCRATIC PARTY ***

PAGE NUMBER 001.009.001
 Monterey County
 Registrar
 of Voters

Ross J.
 Underwood

Presidential
 Primary
 June 7, 1988

		REGISTERED VOTERS	TURNOUT	TURNOUT PERCENTAGE	PAUL PRESIDENTIAL PREFER	JESSE PRESIDENTIAL PREFER	LYNDON PRESIDENTIAL PREFER	MICHAEL PRESIDENTIAL PREFER	AL PRESIDENTIAL PREFER	JOHN SENATOR	ROBERT SENATOR	LEO SENATOR	CHARLES SENATOR
METZ 2	MBP	0	0	0.0%	0	0	0	0	0	0	0	0	0
METZ 4	MBP	0	0	0.0%	0	0	0	0	0	0	0	0	0
METZ 5	MBP	14	9	64.2%	0	1	0	8	0	0	0	0	0
ORD 1	MBP	78	19	24.3%	0	15	0	3	0	6	1	5	2
ORD 4	MBP	0	0	0.0%	0	0	0	0	0	0	0	0	0
PARAISO 2	MBP	38	24	63.1%	0	4	0	18	0	2	1	18	1
PRIEST VALLEY	MBP	14	11	78.5%	0	1	0	10	0	0	0	9	0
RANCHO 1	MBP	16	12	75.0%	0	1	0	10	0	0	0	10	0
RANCHO 2	MBP	0	0	0.0%	0	0	0	0	0	0	0	0	0
RANCHO 3	MBP	0	0	0.0%	0	0	0	0	0	0	0	0	0
RIVERSIDE 1	MBP	1	0	0.0%	0	0	0	0	0	0	0	0	0
TULARCITOS 2	MBP	1	1	100.0%	0	1	0	0	0	0	0	0	0
TULARCITOS 3	MBP	10	7	70.0%	0	2	0	5	0	0	0	2	0
VALLETON	MBP	4	4	100.0%	0	1	0	3	0	0	0	4	0
VINEYARD	MBP	2	2	100.0%	0	0	0	2	0	0	0	2	0
BEACH 1	MBP	0	0	0.0%	0	0	0	0	0	0	0	0	0
DEL MONTE 4	MBP	0	0	0.0%	0	0	0	0	0	0	0	0	0
MONTEREY 9	MBP	3	2	66.6%	0	1	0	0	1	0	0	1	0
SEASIDE 9	MBP	153	34	22.2%	0	19	0	14	0	16	3	19	2
LOS LAURELES 1	MBP	20	10	50.0%	0	3	0	7	0	1	0	9	0
LOS LAURELES 2	MBP	0	0	0.0%	0	0	0	0	0	0	0	0	0
LOS LAURELES 3	MBP	2	1	50.0%	0	0	0	1	0	0	0	0	0
MONTEREY 10	MBP	35	14	40.0%	0	5	0	9	0	1	1	11	0
MONTEREY 18	MBP	106	57	53.7%	1	10	0	37	7	9	2	37	3
ORD 2	MBP	0	0	0.0%	0	0	0	0	0	0	0	0	0
ORD 3	MBP	1	1	100.0%	0	1	0	0	0	0	0	0	0
ORD 5	MBP	0	0	0.0%	0	0	0	0	0	0	0	0	0
PARAISO 1	MBP	0	0	0.0%	0	0	0	0	0	0	0	0	0
ARROYO SECO 2	MBP	3	0	0.0%	0	0	0	0	0	0	0	0	0
PLEYTO 2	MBP	0	0	0.0%	0	0	0	0	0	0	0	0	0
SAN ANTONIO 2	MBP	0	0	0.0%	0	0	0	0	0	0	0	0	0
SEASIDE 10	MBP	526	125	23.7%	2	63	1	54	4	27	6	55	15
TORO 6	MBP	24	25	04.1%	0	12	0	9	2	1	4	18	1
**** TOTALS ****		64349	32702	50.8%	420	12289	165	18443	492	2714	2350	23346	1137

SUMMARY

OFFICIAL STATEMENT OF VOTES CAST PRIMARY ELECTION HELD JUNE 7, 1988 MONTEREY COUNTY
 *** DEMOCRATIC PARTY ***

PAGE NUMBER 001.901.001
 Monterey County
 Registrar
 of Voters
 Ross J.
 Underwood

Presidential
 Primary
 June 7, 1988

	REGISTERED VOTERS	TURNOUT	TURNOUT PERCENTAGE	PAUL SIMON DEM* PRESIDENTIAL PREFER	JESSE JACKSON DEM* PRESIDENTIAL PREFER	LYNDON LAROUCHIE DEM* PRESIDENTIAL PREFER	MICHAEL DUKAKIS DEM* PRESIDENTIAL PREFER	AL GORE DEM* PRESIDENTIAL PREFER	JOHN HANCOCK DEM* US SENATOR	ROBERT J BANUELOS DEM* US SENATOR	LEO M C CARTHY DEM* US SENATOR	CHARLES GREENE DEM* US SENATOR
14TH STATE SENATE	5208	2928	56.2%	39	928	12	1813	48	266	147	2076	84
17TH STATE SENATE	59141	29774	50.3%	381	11361	153	16630	444	2448	2203	21270	1053
TOTAL STATE SENATE TOTALS INCLUDE AV VOTE	64349	32702	50.8%	420	12289	165	18443	492	2714	2350	23346	1137
25TH STATE ASSEMBLY	27709	12982	46.8%	181	4605	80	7570	191	1082	1346	9239	384
28TH STATE ASSEMBLY	28261	15312	54.1%	177	6241	66	8200	217	1220	799	10978	606
29TH STATE ASSEMBLY	8379	4408	52.6%	62	1443	19	2673	84	412	205	3129	147
TOTAL STATE ASSEMBLY TOTALS INCLUDE AV VOTE	64349	32702	50.8%	420	12289	165	18443	492	2714	2350	23346	1137
1ST SUPERVISORIAL DIST.	15090	7214	47.8%	101	2427	44	4335	131	650	625	5163	245
2ND SUPERVISORIAL DIST.	12609	5898	46.7%	82	2172	38	3355	72	478	623	4177	174
3RD SUPERVISORIAL DIST.	9290	4212	45.3%	60	1567	24	2361	76	349	457	2924	170
4TH SUPERVISORIAL DIST.	15937	8851	55.5%	89	4052	24	4381	87	717	416	6397	346
5TH SUPERVISORIAL DIST.	11423	6527	57.1%	88	2071	35	4011	126	520	229	4685	202
TOTAL SUPERVISOR DIST TOTALS INCLUDE AV VOTE	64349	32702	50.8%	420	12289	165	18443	492	2714	2350	23346	1137
CARMEL	1444	791	54.7%	11	273	5	472	10	55	28	569	16
DEL REY OAKS	510	336	65.8%	7	75	3	232	2	22	7	258	12
GONZALES	694	318	45.8%	0	116	1	195	2	17	67	213	5
GREENFIELD	1069	400	37.4%	6	150	1	226	4	24	61	279	14
KING CITY	853	387	45.3%	4	111	0	251	6	29	39	272	15
MARINA	3212	1497	46.6%	14	637	8	774	27	138	66	1101	82
MONTEREY	6373	3466	54.3%	47	1131	19	2098	55	307	161	2423	111
PACIFIC GROVE	4764	2874	60.3%	28	1090	7	1659	34	232	136	2090	68
SALINAS	19379	9241	47.6%	127	3325	55	5372	123	787	890	6640	272
SAND CITY	66	31	46.9%	0	6	0	25	0	2	4	22	1
SEASIDE	7090	3573	50.3%	21	2196	10	1242	24	287	169	2549	227
SOLEDAD	1167	477	40.8%	9	227	2	215	8	29	125	284	10
UNINCORPORATED AREA	17733	9311	52.5%	146	2952	54	5682	197	785	597	6646	304
TOTAL CITY VOTE TOTALS INCLUDE AV VOTES	64349	32702	50.8%	420	12289	165	18443	492	2714	2350	23346	1137
VOTE AT THE POLLS	64349	29141	45.2%	367	11283	148	16200	414	2427	2157	20777	1010
VOTE BY ABSENTEE BALLOT	0	3561	0.0%	53	1006	17	2243	78	287	193	2569	127
TOTAL VOTE	64349	32702	50.8%	420	12289	165	18443	492	2714	2350	23346	1137

OFFICIAL STATEMENT OF VOTES CAST PRIMARY ELECTION HELD JUNE 7, 1988 MONTEREY COUNTY
 *** DEMOCRATIC PARTY ***

PAGE NUMBER 001.001.002
 Monterey County
 Registrar
 of Voters
 Ross J.
 Underwood

Presidential
 Primary
 June 7, 1988

	REGISTERED VOTERS	TURNOUT	TURNOUT PERCENTAGE	ARTHUR V DEM*16TH CONGRESSIONAL	LEON E PANETTA DEM*16TH CONGRESSIONAL	HENRY J MELLO DEM*17TH STATE SENATOR	RUSTY A REIAS DEM*25TH STATE ASSEMBLY	SAM F ARRR DEM*28TH STATE ASSEMBLY	JAN B RADFORD DEM*29TH STATE ASSEMBLY	CHARLES "CHUCK" COMSTOCK DEM*29TH STATE ASSEMBLY
AV AROMAS	0	19	0.0%	3	15	18	0	18	0	0
001 AROMAS	443	224	50.5%	14	207	204	0	195	0	0
AV BLACKIE	0	18	0.0%	3	15	16	15	0	0	0
002 BLACKIE	351	126	35.8%	8	115	112	113	0	0	0
AV CASTROVILLE 1	0	11	0.0%	2	8	8	0	10	0	0
003 CASTROVILLE 1	377	140	37.1%	14	122	126	0	123	0	0
AV CASTROVILLE 2	0	17	0.0%	0	16	15	0	16	0	0
004 CASTROVILLE 2	595	230	38.6%	9	218	202	0	195	0	0
AV CASTROVILLE 5	0	0	0.0%	0	0	0	0	0	0	0
005 CASTROVILLE 5	107	34	31.7%	2	29	27	0	27	0	0
AV EL CAMINO	0	14	0.0%	1	13	11	12	0	0	0
006 EL CAMINO	123	56	45.5%	2	51	47	51	0	0	0
AV ELKHORN 1	0	10	0.0%	1	9	10	0	10	0	0
007 ELKHORN 1	344	157	45.6%	8	148	136	0	137	0	0
AV ELKHORN 2	0	13	0.0%	3	10	10	0	10	0	0
008 ELKHORN 2	240	104	43.3%	9	95	91	0	89	0	0
AV ELKHORN 3	0	6	0.0%	0	5	5	5	0	0	0
009 ELKHORN 3	243	99	40.7%	7	91	90	90	0	0	0
AV LAKE 1	0	18	0.0%	1	17	14	0	15	0	0
010 LAKE 1	478	210	43.9%	26	182	182	0	181	0	0
AV LAKE 2	0	10	0.0%	1	9	9	9	0	0	0
011 LAKE 2	266	117	43.9%	14	102	107	104	0	0	0
AV LAKE 3	0	4	0.0%	0	4	4	4	0	0	0
012 LAKE 3	81	25	30.8%	3	22	23	22	0	0	0
AV NATIVIDAD 2	0	13	0.0%	0	13	12	10	0	0	0
013 NATIVIDAD 2	260	100	38.4%	4	96	90	87	0	0	0
AV NATIVIDAD 3	0	8	0.0%	1	5	6	6	0	0	0
014 NATIVIDAD 3	262	120	45.8%	10	110	101	103	0	0	0
AV OAK HILLS 1	0	24	0.0%	1	22	23	20	0	0	0
015 OAK HILLS 1	406	178	43.8%	8	167	164	160	0	0	0
AV OAK HILLS 2	0	9	0.0%	0	7	7	8	0	0	0
016 OAK HILLS 2	180	90	50.0%	2	88	78	74	0	0	0
AV PAJARO 1	0	13	0.0%	1	11	13	0	13	0	0
017 PAJARO 1	297	119	40.0%	3	114	104	0	106	0	0
AV PAJARO 2	0	10	0.0%	0	7	10	0	10	0	0
018 PAJARO 2	385	148	38.4%	3	144	134	0	134	0	0
AV PAJARO 3	0	15	0.0%	0	14	14	0	14	0	0
019 PAJARO 3	412	195	47.3%	12	179	168	0	170	0	0
AV PAJARO 4	0	6	0.0%	2	3	4	0	3	0	0
020 PAJARO 4	207	104	50.2%	7	95	93	0	90	0	0
AV PRUNEDALE 1	0	6	0.0%	0	6	6	5	0	0	0
021 PRUNEDALE 1	230	109	47.3%	6	99	89	97	0	0	0
AV PRUNEDALE 2	0	32	0.0%	2	26	25	22	0	0	0
022 PRUNEDALE 2	545	222	40.7%	14	204	204	202	0	0	0
AV PRUNEDALE 3	0	24	0.0%	3	21	23	20	0	0	0
023 PRUNEDALE 3	499	222	44.4%	18	201	200	198	0	0	0
AV SALINAS 1	0	8	0.0%	1	7	7	8	0	0	0
024 SALINAS 1	449	184	40.9%	13	166	158	165	0	0	0

OFFICIAL STATEMENT OF VOTES CAST PRIMARY ELECTION HELD JUNE 7, 1988 MONTEREY COUNTY
 *** DEMOCRATIC PARTY ***

PAGE NUMBER 001.002.002
 Monterey County
 Registrar
 of Voters
 Ross J.
 Underwood

Presidential
 Primary
 June 7, 1988

	REGISTE RED VOTERS	TURN OUT	TURN OUT PER CENT AGE	DEM* 16TH CONGR SSION AL	LEON E PAN ETTA DEM* 16TH CONGR SSION AL	HEN RY J MEL LO DEM* 17TH STAT E SEN ATOR	RUS TY A RE IAS DEM* 25TH STAT E AS SEM BLY	SAM FARR DEM* 28TH STAT E AS SEM BLY	JAN BRAD FORD DEM* 29TH STAT E AS SEM BLY	CHA RLES "CH UCK" DEM* 29TH STAT E AS SEM BLY	COM STOCK
AV SALINAS 2	0	44	0.0%	5	37	39	38	0	0	0	0
025 SALINAS 2	889	374	42.0%	23	345	332	322	0	0	0	0
AV SALINAS 3	0	38	0.0%	2	34	35	36	0	0	0	0
026 SALINAS 3	715	289	40.4%	20	265	267	257	0	0	0	0
AV SALINAS 4	0	24	0.0%	1	22	19	19	0	0	0	0
027 SALINAS 4	469	221	47.1%	11	208	198	189	0	0	0	0
AV SALINAS 5	0	21	0.0%	2	19	21	21	0	0	0	0
028 SALINAS 5	362	166	45.8%	11	151	145	147	0	0	0	0
AV SALINAS 6	0	27	0.0%	0	26	23	24	0	0	0	0
029 SALINAS 6	397	177	44.5%	9	165	158	154	0	0	0	0
AV SALINAS 7	0	18	0.0%	1	15	17	17	0	0	0	0
030 SALINAS 7	316	151	47.7%	10	139	138	130	0	0	0	0
AV SALINAS 8	0	37	0.0%	4	32	30	30	0	0	0	0
031 SALINAS 8	723	336	46.4%	23	309	298	297	0	0	0	0
AV SALINAS 9/10	0	24	0.0%	3	20	20	20	0	0	0	0
032 SALINAS 9/10	728	292	40.1%	24	260	262	251	0	0	0	0
AV SALINAS 11	0	23	0.0%	0	20	21	22	0	0	0	0
033 SALINAS 11	669	324	48.4%	13	307	295	283	0	0	0	0
AV SALINAS 12	0	17	0.0%	2	15	14	13	0	0	0	0
034 SALINAS 12	513	238	46.3%	10	225	212	217	0	0	0	0
AV SALINAS 13	0	22	0.0%	0	22	18	20	0	0	0	0
035 SALINAS 13	565	240	42.4%	15	222	210	210	0	0	0	0
AV SALINAS 14	0	24	0.0%	1	23	23	22	0	0	0	0
036 SALINAS 14	348	160	45.9%	5	151	143	144	0	0	0	0
AV SANTA RITA 1	0	8	0.0%	2	6	8	8	0	0	0	0
037 SANTA RITA 1	163	74	45.3%	10	61	67	64	0	0	0	0
AV SANTA RITA 2	0	17	0.0%	0	16	16	17	0	0	0	0
038 SANTA RITA 2	384	165	42.9%	9	155	155	154	0	0	0	0
AV ALISAL 1	0	0	0.0%	0	0	0	0	0	0	0	0
039 ALISAL 1	72	26	36.1%	3	21	21	23	0	0	0	0
AV BORONDA 1	0	6	0.0%	0	4	5	5	0	0	0	0
040 BORONDA 1	300	104	34.6%	3	98	91	91	0	0	0	0
AV SALINAS 16	0	19	0.0%	1	18	19	19	0	0	0	0
041 SALINAS 16	565	243	43.0%	16	224	208	210	0	0	0	0
AV SALINAS 17	0	18	0.0%	0	18	16	16	0	0	0	0
042 SALINAS 17	599	260	43.4%	18	235	216	214	0	0	0	0
AV SALINAS 18	0	33	0.0%	2	29	26	28	0	0	0	0
043 SALINAS 18	522	266	50.9%	15	245	237	240	0	0	0	0
AV SALINAS 19	0	33	0.0%	2	31	28	27	0	0	0	0
044 SALINAS 19	363	198	54.5%	13	182	167	170	0	0	0	0
AV SALINAS 20	0	18	0.0%	0	16	14	13	0	0	0	0
045 SALINAS 20	261	100	38.3%	1	95	79	79	0	0	0	0
AV SALINAS 21	0	32	0.0%	3	25	20	26	0	0	0	0
046 SALINAS 21	561	134	23.8%	10	122	111	116	0	0	0	0
AV SALINAS 22	0	43	0.0%	0	40	39	39	0	0	0	0
047 SALINAS 22	363	172	47.3%	9	160	153	146	0	0	0	0
AV SALINAS 23	0	15	0.0%	0	15	14	14	0	0	0	0
048 SALINAS 23	235	127	54.0%	9	114	114	109	0	0	0	0

OFFICIAL STATEMENT OF VOTES CAST PRIMARY ELECTION HELD JUNE 7, 1988 MONTEREY COUNTY
 *** DEMOCRATIC PARTY ***

PAGE NUMBER 001.003.002
 Monterey County
 Registrar
 of Voters
 Ross J.
 Underwood

Presidential
 Primary
 June 7, 1988

	REGISTERED VOTERS	TURNOUT	TURNOUT PERCENTAGE	DEARTHUR V DUNN CONGRESSIONAL	LEON PANNETTA CONGRESSIONAL	HENRY J MELLO SENATOR	RUSTY AREIAS ASSEMBLY	SAM FARR ASSEMBLY	JAN BRADFORD ASSEMBLY	CHARLES "CHUCK" COMSTOCK ASSEMBLY
AV SALINAS 24	0	23	0.0%	1	21	18	17	0	0	0
049 SALINAS 24	266	145	54.5%	10	132	124	131	0	0	0
AV SALINAS 25	0	7	0.0%	2	4	6	5	0	0	0
050 SALINAS 25	140	78	55.7%	4	72	73	72	0	0	0
AV SALINAS 26	0	27	0.0%	1	22	26	24	0	0	0
051 SALINAS 26	367	192	52.3%	16	171	166	170	0	0	0
AV SALINAS 27	0	41	0.0%	4	36	33	34	0	0	0
052 SALINAS 27	477	230	48.2%	11	216	200	206	0	0	0
AV SALINAS 28	0	22	0.0%	1	21	21	16	0	0	0
053 SALINAS 28	456	250	54.8%	17	230	223	221	0	0	0
AV SALINAS 29	0	22	0.0%	2	20	19	19	0	0	0
054 SALINAS 29	372	197	52.9%	12	181	179	176	0	0	0
AV SALINAS 30	0	27	0.0%	0	26	22	24	0	0	0
055 SALINAS 30	420	195	46.4%	12	171	173	170	0	0	0
AV SALINAS 31	0	21	0.0%	2	17	20	18	0	0	0
056 SALINAS 31	314	171	54.4%	14	153	157	160	0	0	0
AV SALINAS 32	0	62	0.0%	3	59	56	59	0	0	0
057 SALINAS 32	615	228	37.0%	13	202	187	181	0	0	0
AV SALINAS 33	0	26	0.0%	1	22	22	24	0	0	0
058 SALINAS 33	650	265	40.7%	11	248	222	222	0	0	0
AV SALINAS 34	0	36	0.0%	4	29	31	30	0	0	0
059 SALINAS 34	759	238	31.3%	15	216	207	202	0	0	0
AV SALINAS 35	0	30	0.0%	0	30	26	29	0	0	0
060 SALINAS 35	915	274	29.9%	15	255	234	242	0	0	0
AV SALINAS 36	0	31	0.0%	0	26	27	27	0	0	0
061 SALINAS 36	756	266	35.1%	23	233	217	221	0	0	0
AV SALINAS 37	0	29	0.0%	1	25	26	27	0	0	0
062 SALINAS 37	546	162	29.6%	11	146	145	141	0	0	0
AV SALINAS 38	0	23	0.0%	2	19	20	19	0	0	0
063 SALINAS 38	465	162	34.8%	7	150	139	138	0	0	0
AV SALINAS 39	0	47	0.0%	6	40	46	45	0	0	0
064 SALINAS 39	611	254	41.5%	18	234	222	226	0	0	0
AV SALINAS 40	0	20	0.0%	1	18	17	16	0	0	0
065 SALINAS 40	504	206	40.8%	14	183	172	179	0	0	0
AV BRADLEY	0	2	0.0%	0	2	0	0	0	0	1
066 BRADLEY	53	27	50.9%	3	24	0	0	0	17	6
AV BUENA VISTA 1	0	22	0.0%	0	21	15	0	0	8	5
067 BUENA VISTA 1	340	155	45.5%	13	140	137	0	83	29	29
AV CHUALAR	0	6	0.0%	0	6	4	3	0	0	0
068 CHUALAR	207	80	38.6%	4	73	67	65	0	0	0
AV GONZALES	0	28	0.0%	1	27	26	27	0	0	0
069 GONZALES	694	290	41.7%	20	267	262	247	0	0	0
AV GREENFIELD	0	30	0.0%	1	28	21	22	0	0	0
070 GREENFIELD	1069	370	34.6%	25	334	311	301	0	0	5
AV KING CITY 1	0	14	0.0%	0	14	0	0	0	0	5
071 KING CITY 1	393	174	44.2%	12	157	0	0	95	6	49
AV KING CITY 2	0	11	0.0%	0	11	0	0	6	2	2
072 KING CITY 2	460	188	40.8%	11	170	0	0	108	35	35

OFFICIAL STATEMENT OF VOTES CAST PRIMARY ELECTION HELD JUNE 7, 1988 MONTEREY COUNTY

*** DEMOCRATIC PARTY ***

PAGE NUMBER 001.004.002
Monterey County

Registrar
of Voters

Ross J.
Underwood

Presidential
Primary
June 7, 1988

	REGISTERED VOTERS	TURNOUT	TURNOUT PERCENTAGE	ARTHUR V DEM*16TH CONGRESSIONAL	LEON E DEM*16TH CONGRESSIONAL	HENRY J DEM*17TH STATE SENATOR	RUSTY DEM*25TH STATE ASSEMBLY	SAM DEM*28TH STATE ASSEMBLY	JAN DEM*29TH STATE ASSEMBLY	CHARLES DEM*29TH STATE ASSEMBLY	"CHUCK" COMSTOCK
AV MARINA 2	0	39	0.0%	5	33	32	0	32	0	0	0
073 MARINA 2	553	241	43.5%	12	227	219	0	215	0	0	0
AV MARINA 3	0	3	0.0%	0	3	3	0	3	0	0	0
074 MARINA 3	210	96	45.7%	0	83	83	0	82	0	0	0
AV MARINA 4	0	26	0.0%	0	20	25	0	24	0	0	0
075 MARINA 4	422	184	43.6%	0	175	162	0	163	0	0	0
AV MARINA 5	0	34	0.0%	0	30	28	0	28	0	0	0
076 MARINA 5	642	247	38.4%	19	226	212	0	215	0	0	0
AV MARINA 6	0	31	0.0%	0	27	28	0	28	0	0	0
077 MARINA 6	546	246	45.0%	12	231	218	0	220	0	0	0
AV MARINA 7	0	30	0.0%	0	28	25	0	27	0	0	0
078 MARINA 7	507	227	44.7%	11	211	205	0	202	0	0	0
AV METZ 1	0	2	0.0%	0	2	0	0	0	0	0	0
079 METZ 1	44	12	27.2%	0	12	0	0	0	2	4	3
AV METZ 3	0	3	0.0%	0	3	2	0	0	0	0	0
080 METZ 3	114	33	30.7%	0	31	33	33	0	0	0	0
AV MISSION	0	6	0.0%	0	3	5	0	4	0	0	0
081 MISSION	46	20	43.4%	0	20	18	20	0	0	0	0
AV PARKFIELD	0	0	0.0%	0	0	0	0	0	0	0	0
082 PARKFIELD	36	17	47.2%	0	15	0	0	0	7	6	6
AV PLEYTO 1	0	6	0.0%	0	6	0	0	0	1	4	4
083 PLEYTO 1	46	25	54.3%	0	23	0	0	0	14	0	5
AV RINCON	0	7	0.0%	0	7	6	0	7	0	0	0
084 RINCON	91	44	48.3%	0	40	39	38	0	0	0	0
AV RIVERSIDE 2	0	9	0.0%	0	9	0	0	0	5	2	2
085 RIVERSIDE 2	318	144	46.0%	12	131	0	0	0	96	5	33
AV SAN ANTONIO 1	0	10	0.0%	0	9	0	0	0	5	2	2
086 SAN ANTONIO 1	135	54	40.0%	0	51	0	0	0	29	0	11
AV SAN ARDO	0	3	0.0%	0	3	0	0	0	0	0	0
087 SAN ARDO	94	50	53.1%	0	42	0	0	0	23	0	15
AV SAN LUCAS	0	8	0.0%	0	6	0	0	0	4	2	2
088 SAN LUCAS	84	29	29.7%	0	24	0	0	0	13	0	5
AV SAN VICENTE	0	1	0.0%	0	1	1	0	0	0	0	0
089 SAN VICENTE	121	56	46.2%	2	52	41	43	0	0	0	0
AV SOLEDAD 1	0	12	0.0%	0	9	9	0	0	0	0	0
090 SOLEDAD 1	569	200	35.1%	12	187	169	165	0	0	0	0
AV SOLEDAD 2	0	22	0.0%	0	18	18	19	0	0	0	0
091 SOLEDAD 2	598	243	40.6%	1	223	188	201	0	0	0	0
AV SPRECKELS 1	0	14	0.0%	0	13	11	13	0	0	0	0
092 SPRECKELS 1	205	104	50.7%	0	97	86	88	0	0	0	0
AV DEL REY OAKS	0	31	0.0%	0	31	29	0	29	0	0	0
093 DEL REY OAKS	510	305	59.8%	17	285	262	0	260	0	0	0
AV MONTEREY 1	0	41	0.0%	0	41	39	0	38	0	0	0
094 MONTEREY 1	642	302	47.0%	15	278	252	0	259	0	0	0
AV MONTEREY 2	0	19	0.0%	0	16	18	0	15	0	0	0
095 MONTEREY 2	374	180	48.1%	8	170	144	0	139	0	0	0
AV MONTEREY 3	0	17	0.0%	0	17	16	0	16	0	0	0
096 MONTEREY 3	455	205	45.0%	9	189	161	0	161	0	0	0

OFFICIAL STATEMENT OF VOTES CAST PRIMARY ELECTION HELD JUNE 7, 1988 MONTEREY COUNTY

*** DEMOCRATIC PARTY ***

PAGE NUMBER 001.005.002
Monterey County

Registrar
of Voters

Ross J.
Underwood

Presidential
Primary
June 7, 1988

	REGISTERED VOTERS	TURNOUT	TURNOUT PERCENTAGE	ARTHUR DEM*16TH CONGRESSIONAL	LEON DEM*16TH CONGRESSIONAL	HENRY DEM*17TH STATE SENATOR	RUSTY DEM*25TH STATE ASSEMBLY	SAM DEM*28TH STATE ASSEMBLY	JAN DEM*29TH STATE ASSEMBLY	CHARLES DEM*29TH STATE ASSEMBLY	CHUCK COMSTOCK
AV MONTEREY 4	0	26	0.0%	2	22		0	20			
097 MONTEREY 4	368	152	41.3%	6	142	24	0	128			
AV MONTEREY 5	0	25	0.0%	0	25	130	0	21			
098 MONTEREY 5	333	178	53.4%	6	170	23	0	150			
AV MONTEREY 6	0	3	0.0%	0	3	154	0	2			
099 MONTEREY 6	29	13	44.8%	1	12	2	0	9			
AV MONTEREY 7	0	46	0.0%	3	40	11	0	38			
100 MONTEREY 7	857	372	43.4%	26	334	39	0	314			
AV MONTEREY 8	0	28	0.0%	0	28	306	0	25			
101 MONTEREY 8	413	191	46.2%	7	180	25	0	170			
AV PACIFIC GROVE 1	0	46	0.0%	1	42	169	0	38			
102 PACIFIC GROVE 1	444	248	55.8%	15	229	38	0	215			
AV PACIFIC GROVE 2	0	44	0.0%	2	42	211	0	39			
103 PACIFIC GROVE 2	452	231	51.1%	6	219	41	0	201			
AV PACIFIC GROVE 3	0	30	0.0%	4	25	203	0	24			
104 PACIFIC GROVE 3	386	195	50.5%	8	183	26	0	166			
AV PACIFIC GROVE 4	0	35	0.0%	3	30	164	0	27			
105 PACIFIC GROVE 4	627	324	51.6%	11	309	29	0	282			
AV PACIFIC GROVE 5	0	22	0.0%	1	20	273	0	20			
106 PACIFIC GROVE 5	463	258	55.7%	11	243	21	0	222			
AV PACIFIC GROVE 6	0	34	0.0%	2	31	225	0	31			
107 PACIFIC GROVE 6	598	313	52.3%	10	298	28	0	277			
AV PACIFIC GROVE 7	0	16	0.0%	1	15	276	0	11			
108 PACIFIC GROVE 7	178	95	53.3%	2	93	10	0	74			
AV PACIFIC GROVE 8	0	43	0.0%	0	41	74	0	41			
109 PACIFIC GROVE 8	447	264	59.0%	7	251	39	0	241			
AV PACIFIC GROVE 9	0	47	0.0%	3	44	242	0	39			
110 PACIFIC GROVE 9	509	248	48.7%	8	237	38	0	230			
AV PACIFIC GROVE 10	0	28	0.0%	2	26	222	0	22			
111 PACIFIC GROVE 10	660	353	53.4%	11	338	25	0	325			
AV PEBBLE BEACH 1	0	9	0.0%	0	9	328	0	7			
112 PEBBLE BEACH 1	91	50	54.9%	2	48	7	0	44			
AV PEBBLE BEACH 3	0	32	0.0%	2	29	46	0	29			
113 PEBBLE BEACH 3	222	111	50.0%	3	105	26	0	96			
AV PEBBLE BEACH 5	0	14	0.0%	0	14	93	0	12			
114 PEBBLE BEACH 5	130	71	54.6%	3	64	12	0	60			
AV PEBBLE BEACH 7	0	13	0.0%	2	10	62	0	9			
115 PEBBLE BEACH 7	116	62	53.4%	2	60	12	0	51			
AV SAND CITY	0	4	0.0%	0	3	49	0	4			
116 SAND CITY	66	27	40.9%	2	25	4	0	21			
AV SEASIDE 1	0	22	0.0%	0	22	23	0	21			
117 SEASIDE 1	634	300	47.3%	23	268	21	0	262			
AV SEASIDE 2	0	36	0.0%	3	33	264	0	31			
118 SEASIDE 2	772	403	52.2%	14	386	31	0	369			
AV SEASIDE 3	0	35	0.0%	2	33	366	0	34			
119 SEASIDE 3	849	412	48.5%	10	390	35	0	362			
AV SEASIDE 4	0	25	0.0%	2	21	350	0	23			
120 SEASIDE 4	578	265	45.8%	22	240	21	0	241			

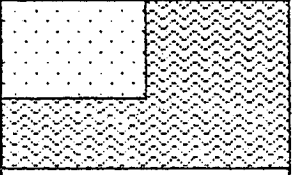
OFFICIAL STATEMENT OF VOTES CAST PRIMARY ELECTION HELD JUNE 7, 1988 MONTEREY COUNTY

*** DEMOCRATIC PARTY ***

PAGE NUMBER 001-006.002
Monterey County

Registrar
of Voters

Ross J.
Underwood



Presidential
Primary
June 7, 1988

	REGISTERED VOTERS	TURNOUT	TURNOUT PERCENTAGE	ARTHUR V. DUNN DEM*16TH CONGRESSIONAL	LEON E. PANETTA DEM*16TH CONGRESSIONAL	HENRY J. MELLO DEM*17TH STATE SENATOR	RUSTY AREIAS DEM*25TH STATE ASSEMBLY	SAM FARR DEM*28TH STATE ASSEMBLY	JAN BRADFORD DEM*29TH STATE ASSEMBLY	CHARLES "CHUCK" DEM*29TH STATE ASSEMBLY	COMSTOCK
AV SEASIDE 5	0	56	0.0%	3	52	52	0	51	0	0	0
121 SEASIDE 5	904	379	41.9%	19	347	313	0	320	0	0	0
AV SEASIDE 6	0	55	0.0%	2	52	53	0	53	0	0	0
122 SEASIDE 6	946	458	48.4%	21	414	364	0	383	0	0	0
AV SEASIDE 7	0	60	0.0%	5	55	55	0	57	0	0	0
123 SEASIDE 7	993	514	51.7%	18	480	442	0	438	0	0	0
AV SEASIDE 8	0	38	0.0%	3	35	33	0	32	0	0	0
124 SEASIDE 8	735	356	48.4%	15	335	325	0	308	0	0	0
AV CARMEL 1	0	22	0.0%	1	20	20	0	18	0	0	0
125 CARMEL 1	324	148	45.6%	7	139	121	0	128	0	0	0
AV CARMEL 2	0	34	0.0%	0	33	31	0	31	0	0	0
126 CARMEL 2	383	176	45.9%	2	171	139	0	151	0	0	0
AV CARMEL 3	0	37	0.0%	1	33	29	0	27	0	0	0
127 CARMEL 3	401	180	44.8%	6	163	147	0	160	0	0	0
AV CARMEL 4	0	32	0.0%	1	31	28	0	27	0	0	0
128 CARMEL 4	336	162	48.2%	4	155	137	0	140	0	0	0
AV CARMEL VALLEY 1	0	19	0.0%	0	19	0	0	0	12	0	0
129 CARMEL VALLEY 1	206	121	58.7%	6	111	0	0	0	68	17	4
AV CARMEL VALLEY 2	0	15	0.0%	1	13	0	0	0	5	4	0
130 CARMEL VALLEY 2	268	154	57.4%	4	149	0	0	0	87	20	0
AV CARMEL VALLEY 3	0	13	0.0%	0	13	0	0	0	8	1	1
131 CARMEL VALLEY 3	147	66	44.8%	6	58	0	0	0	40	14	3
AV CARMEL VALLEY 4	0	24	0.0%	0	24	0	0	0	15	3	0
132 CARMEL VALLEY 4	325	174	53.5%	4	169	0	0	0	83	33	0
AV CARMEL VALLEY 5	0	11	0.0%	0	11	0	0	0	7	0	0
133 CARMEL VALLEY 5	198	107	54.0%	3	102	0	0	0	63	15	2
AV CARMEL VALLEY 6	0	10	0.0%	0	10	0	0	0	5	5	0
134 CARMEL VALLEY 6	161	71	44.0%	1	66	0	0	0	38	8	3
AV CARMEL VALLEY 7	0	15	0.0%	0	15	0	0	0	6	3	0
135 CARMEL VALLEY 7	166	83	50.0%	2	80	0	0	0	42	15	5
AV CARMEL VALLEY 8	0	17	0.0%	0	17	0	0	0	7	5	3
136 CARMEL VALLEY 8	81	42	51.8%	0	42	0	0	0	25	5	0
AV CARMEL VALLEY 9	0	8	0.0%	0	8	0	0	0	5	0	0
137 CARMEL VALLEY 9	41	30	73.1%	0	30	0	0	0	19	3	3
AV CARMEL VALLEY 10	0	26	0.0%	0	25	0	0	0	14	3	0
138 CARMEL VALLEY 10	195	98	50.2%	4	93	0	0	0	55	22	1
AV CARMEL VALLEY 11	0	5	0.0%	0	5	0	0	0	3	1	0
139 CARMEL VALLEY 11	92	60	65.2%	0	56	0	0	0	33	11	2
AV CARMEL VALLEY 12	0	13	0.0%	0	13	0	0	0	8	2	1
140 CARMEL VALLEY 12	142	74	52.1%	5	65	0	0	0	38	12	1
AV CARMEL VALLEY 13	0	5	0.0%	0	5	0	0	0	2	1	0
141 CARMEL VALLEY 13	146	83	56.8%	3	79	0	0	0	39	19	1
AV CARMEL VALLEY 14	0	3	0.0%	0	3	0	0	0	0	1	5
142 CARMEL VALLEY 14	117	54	46.1%	1	51	0	0	0	29	6	3
AV CARMEL VALLEY 15	0	16	0.0%	1	15	0	0	0	6	0	0
143 CARMEL VALLEY 15	198	103	52.0%	2	101	6	0	0	50	14	0
AV CARMEL WOODS 1	0	7	0.0%	0	7	6	0	6	0	0	0
144 CARMEL WOODS 1	63	26	41.2%	1	24	18	0	20	0	0	0

OFFICIAL STATEMENT OF VOTES CAST PRIMARY ELECTION HELD JUNE 7, 1988 MONTEREY COUNTY
 *** DEMOCRATIC PARTY ***

PAGE NUMBER 001.007.002
 Monterey County

Registrar
 of Voters

Ross J.
 Underwood

Presidential
 Primary
 June 7, 1988

	REGISTERED VOTERS	TURNOUT	TURNOUT PERCENTAGE	DEARTHUR V CONGRESSIONAL	LEON E PANETTA CONGRESSIONAL	HENRY J MELLO SENATOR	RUSTY AREIAS ASSEMBLY	SAM FARR STATE ASSEMBLY	JAN BRADFORD STATE ASSEMBLY	CHARLES "CHUCK" COMSTOCK STATE ASSEMBLY
AV CARMEL WOODS 2	0	20	0.0%	0	20	19	0	17	0	0
145 CARMEL WOODS 2	363	195	53.7%	7	185	167	0	173	0	0
AV CARMEL WOODS 3	0	7	0.0%	0	7	0	0	0	1	5
146 CARMEL WOODS 3	62	35	56.4%	4	31	0	0	0	12	7
AV DEL MONTE 1	0	20	0.0%	1	17	17	0	0	11	4
147 DEL MONTE 1	197	110	55.8%	7	101	98	0	0	62	10
AV DEL MONTE 2	0	1	0.0%	0	1	1	0	0	1	8
148 DEL MONTE 2	98	60	61.2%	4	54	50	0	0	34	8
AV DEL MONTE 3	0	12	0.0%	1	10	10	0	0	1	3
149 DEL MONTE 3	88	30	34.0%	0	29	28	0	0	15	6
AV GORDA	0	13	0.0%	1	10	0	0	0	4	2
150 GORDA	124	48	38.7%	3	43	0	0	0	19	8
AV LOS LAURELES 4	0	1	0.0%	0	1	0	0	0	0	0
151 LOS LAURELES 4	51	34	66.6%	2	32	0	0	0	17	7
AV MONTEREY 11	0	30	0.0%	2	27	26	0	28	0	0
152 MONTEREY 11	565	288	50.9%	23	259	246	0	238	0	0
AV MONTEREY 12	0	58	0.0%	2	53	53	0	53	0	0
153 MONTEREY 12	792	345	43.5%	10	328	273	0	265	0	0
AV MONTEREY 13	0	38	0.0%	1	33	30	0	26	0	0
154 MONTEREY 13	413	219	53.0%	13	203	191	0	190	0	0
AV MONTEREY 14	0	23	0.0%	1	22	21	0	21	0	0
155 MONTEREY 14	212	102	48.1%	5	91	89	0	83	0	0
AV MONTEREY 15	0	32	0.0%	1	30	29	0	29	0	0
156 MONTEREY 15	391	217	55.4%	8	206	175	0	180	0	0
AV MONTEREY 16	0	18	0.0%	1	13	13	0	13	0	0
157 MONTEREY 16	103	49	47.5%	3	43	38	0	39	0	0
AV MONTEREY 17	0	14	0.0%	0	14	11	0	10	0	0
158 MONTEREY 17	282	168	59.5%	11	156	144	0	139	0	0
AV PALO COLORADO	0	10	0.0%	0	9	0	0	0	6	0
159 PALO COLORADO	103	61	59.2%	3	58	0	0	0	31	8
AV PEBBLE BEACH 2	0	2	0.0%	0	2	1	0	2	0	0
160 PEBBLE BEACH 2	90	57	63.3%	5	52	51	0	49	0	0
AV PEBBLE BEACH 4	0	10	0.0%	0	6	5	0	5	0	0
161 PEBBLE BEACH 4	125	59	47.2%	5	54	48	0	49	0	0
AV PEBBLE BEACH 6	0	18	0.0%	1	16	16	0	15	0	0
162 PEBBLE BEACH 6	87	41	47.1%	2	37	34	0	35	0	0
AV POINT LOBOS 1	0	17	0.0%	1	16	15	0	14	0	0
163 POINT LOBOS 1	194	112	57.7%	5	104	95	0	94	0	0
AV POINT LOBOS 2	0	6	0.0%	0	6	4	0	0	3	2
164 POINT LOBOS 2	138	79	57.2%	4	75	59	0	0	37	9
AV POINT LOBOS 3	0	12	0.0%	0	11	9	0	9	0	0
165 POINT LOBOS 3	118	71	60.1%	4	69	61	0	60	0	0
AV POINT LOBOS 4	0	22	0.0%	0	20	0	0	0	8	3
166 POINT LOBOS 4	269	151	56.1%	4	146	0	0	0	95	19
AV POINT LOBOS 5	0	8	0.0%	0	5	4	0	5	0	0
167 POINT LOBOS 5	52	27	51.9%	1	26	23	0	23	0	0
AV POINT LOBOS 6	0	25	0.0%	0	24	22	0	23	0	0
168 POINT LOBOS 6	140	67	47.8%	3	61	58	0	58	0	0

OFFICIAL STATEMENT OF VOTES CAST PRIMARY ELECTION HELD JUNE 7, 1988 MONTEREY COUNTY
 *** DEMOCRATIC PARTY ***

PAGE NUMBER 001.008.002
 Monterey County
 Registrar
 of Voters
 Ross J.
 Underwood

Presidential
 Primary
 June 7, 1988

	REGISTERED VOTERS	TURNOUT	TURNOUT PERCENTAGE	ARTHUR V CONGRESSIONAL	LEONE PANNETTA CONGRESSIONAL	HENRY J MELLO SENATOR	RUSTY AREIAS ASSEMBLY	SAM FARR STATE ASSEMBLY	JAN BRADFORD STATE ASSEMBLY	CHARLES "CHUCK" COMSTOCK STATE ASSEMBLY
AV POINT LOBOS 7	0	6	0.0%	0	6	6	0	5	0	0
169 POINT LOBOS 7	133	58	43.6%	2	56	51	0	49	0	0
AV SUR	0	6	0.0%	0	6	0	0	0	0	0
170 SUR	187	89	47.5%	2	86	0	0	0	34	25
AV TORO 1	0	17	0.0%	3	14	16	0	0	6	4
171 TORO 1	196	96	48.9%	0	94	86	0	0	48	14
AV TORO 2	0	8	0.0%	0	8	7	0	0	4	0
172 TORO 2	190	98	51.5%	4	91	77	0	0	49	16
AV TORO 3	0	19	0.0%	0	19	18	0	0	12	2
173 TORO 3	319	166	52.0%	6	160	149	0	0	97	26
AV TORO 4	0	15	0.0%	1	14	13	0	0	9	2
174 TORO 4	292	148	50.6%	4	144	138	0	0	87	22
AV TORO 5	0	12	0.0%	1	11	8	0	0	8	2
175 TORO 5	162	87	53.7%	6	79	82	0	0	46	15
AV TULARCITOS 1	0	16	0.0%	1	14	0	0	0	11	4
176 TULARCITOS 1	180	76	42.2%	4	71	0	0	0	47	11
BLANCO 1	MBP	0	0.0%	0	0	0	0	0	0	0
CASTROVILLE 3	MBP	0	0.0%	0	0	0	0	0	0	0
CASTROVILLE 4	MBP	18	66.6%	0	11	11	10	0	0	0
COOPER	MBP	1	100.0%	0	1	1	0	1	0	0
EL TOUCHO 1	MBP	2	0.0%	0	0	0	0	0	0	0
EL TOUCHO 4	MBP	0	0.0%	0	0	0	0	0	0	0
GRAVES 1	MBP	11	18.1%	1	1	2	2	0	0	0
NATIVIDAD 1	MBP	24	87.5%	2	19	18	20	0	0	0
NATIVIDAD 4	MBP	6	50.0%	0	3	3	3	0	0	0
SALINAS 15	MBP	0	0.0%	0	0	0	0	0	0	0
SAN BENITO	MBP	6	50.0%	0	3	3	3	0	0	0
BLANCO 2	MBP	4	0.0%	0	0	0	0	0	0	0
BORONDA 2	MBP	1	0.0%	0	0	0	0	0	0	0
SALINAS 41	MBP	111	32.4%	0	36	31	29	0	0	0
SALINAS 42	MBP	0	0.0%	0	0	0	0	0	0	0
SALINAS 43	MBP	0	0.0%	0	0	0	0	0	0	0
SALINAS 44	MBP	19	42.1%	1	7	6	3	0	0	0
SPRECKELS 2	MBP	0	0.0%	0	0	0	0	0	0	0
ALISAL 2	MBP	58	37.9%	0	20	18	17	0	0	0
ALISAL 3	MBP	3	66.6%	1	1	2	2	0	0	0
ARROYO SECO	MBP	63	61.9%	4	35	0	0	0	24	11
BEACH 2	MBP	0	0.0%	0	0	0	0	0	0	0
BLANCO 3	MBP	53	56.6%	3	25	19	25	0	0	0
BORONDA 3	MBP	6	33.3%	0	2	2	0	0	0	0
BUENA VISTA 2	MBP	0	0.0%	0	0	0	0	0	0	0
GRAVES 2	MBP	1	100.0%	0	1	0	1	0	0	0
INDEPENDENCE	MBP	4	25.0%	0	1	0	0	0	1	0
MARINA 1	MBP	1	100.0%	1	0	0	0	0	0	0
MARINA 8	MBP	1	0.0%	0	0	0	0	0	0	0
MARINA 9	MBP	0	0.0%	0	0	0	0	0	0	0
MARINA 10	MBP	0	0.0%	0	0	0	0	0	0	0
MARINA 11	MBP	330	27.8%	11	77	75	0	0	62	19

OFFICIAL STATEMENT OF VOTES CAST PRIMARY ELECTION HELD JUNE 7, 1988 MONTEREY COUNTY

*** DEMOCRATIC PARTY ***

PAGE NUMBER 001.009.002
Monterey County

Registrar
of Voters

Ross J.
Underwood

Presidential
Primary
June 7, 1988

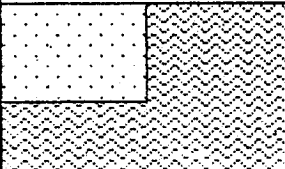
	REGISTERED VOTERS	TURNOUT	TURNOUT PERCENTAGE	DEM*16TH CONGRESSIONAL	LEON*16TH CONGRESSIONAL	HENRY J MELLO DEM*17TH STATE SENATOR	RUSTY AREIAS DEM*25TH STATE ASSEMBLY	SAM FARR DEM*28TH STATE ASSEMBLY	JAN BRADFORD DEM*29TH STATE ASSEMBLY	CHARLES "CHUCK" COMSTOCK DEM*29TH STATE ASSEMBLY
METZ 2	MBP 0	0	0.0%	0	0	0	0	0	0	0
METZ 4	MBP 0	0	0.0%	0	0	0	0	0	0	0
METZ 5	MBP 14	9	64.2%	0	8	8	8	0	0	0
ORD 1	MBP 78	19	24.3%	1	17	17	0	0	11	8
ORD 4	MBP 0	0	0.0%	0	0	0	0	0	0	0
PARAISO 2	MBP 38	24	63.1%	1	21	22	23	0	0	0
PRIEST VALLEY	MBP 14	11	78.5%	2	8	0	0	0	9	1
RANCHO 1	MBP 16	12	75.0%	0	10	9	0	0	2	1
RANCHO 2	MBP 0	0	0.0%	0	0	0	0	0	0	0
RANCHO 3	MBP 0	0	0.0%	0	0	0	0	0	0	0
RIVERSIDE 1	MBP 1	0	0.0%	0	0	0	0	0	0	0
TULARCITOS 2	MBP 1	1	100.0%	0	1	0	0	0	1	0
TULARCITOS 3	MBP 10	7	70.0%	0	6	4	2	0	0	2
VALLETON	MBP 4	4	100.0%	0	4	0	0	0	0	0
VINEYARD	MBP 2	2	100.0%	0	2	0	0	0	1	1
BEACH 1	MBP 0	0	0.0%	0	0	0	0	0	0	0
DEL MONTE 4	MBP 0	0	0.0%	0	0	0	0	0	0	0
MONTEREY 9	MBP 3	2	66.6%	0	2	2	0	2	0	0
SEASIDE 9	MBP 153	34	22.2%	2	30	29	0	0	25	5
LOS LAURELES 1	MBP 20	10	50.0%	0	10	9	0	0	5	2
LOS LAURELES 2	MBP 0	0	0.0%	0	0	0	0	0	0	0
LOS LAURELES 3	MBP 2	1	50.0%	0	1	1	0	0	0	0
MONTEREY 10	MBP 35	14	40.0%	0	14	12	0	12	0	0
MONTEREY 18	MBP 106	57	53.7%	8	45	46	0	44	0	0
ORD 2	MBP 0	0	0.0%	0	0	0	0	0	0	0
ORD 3	MBP 1	1	100.0%	0	0	0	0	0	0	0
ORD 5	MBP 0	0	0.0%	0	0	0	0	0	0	0
PARAISO 1	MBP 0	0	0.0%	0	0	0	0	0	0	0
ARROYO SECO 2	MBP 3	0	0.0%	0	0	0	0	0	0	0
PLEYTO 2	MBP 0	0	0.0%	0	0	0	0	0	0	0
SAN ANTONIO 2	MBP 0	0	0.0%	0	0	0	0	0	0	0
SEASIDE 10	MBP 526	125	23.7%	14	101	95	0	0	77	24
TORO 6	MBP 24	25	104.1%	2	23	23	0	0	18	4
**** TOTALS ****	64349	32702	50.8%	1743	30191	25779	11270	13208	2395	784

SUMMARY

OFFICIAL STATEMENT OF VOTES CAST PRIMARY ELECTION HELD JUNE 7, 1988 MONTEREY COUNTY

*** DEMOCRATIC PARTY ***

PAGE NUMBER 001.901.002
 Monterey County
 Registrar
 of Voters
 Ross J.
 Underwood



Presidential
 Primary
 June 7, 1988

	REGISTERED VOTERS	TURNOUT	TURNOUT PERCENTAGE	ARTHUR DEM*16TH CONGRESSIONAL DUNN	LEON DEM*16TH CONGRESSIONAL PANNETTA	HENRY DEM*17TH STATE SENATOR MELLO	RUSTY DEM*25TH STATE ASSEMBLY AREIAS	SAM DEM*28TH STATE ASSEMBLY FARR	JAN DEM*29TH STATE ASSEMBLY BRADFORD	CHARLES DEM*29TH STATE ASSEMBLY "CHUCK" COMSTOCK
4TH STATE SENATE	5208	2928	56.2%	124	2744	0	0	0	1574	542
7TH STATE SENATE	59141	29774	50.3%	1619	27447	25779	1270	13208	821	242
TOTAL STATE SENATE TOTALS INCLUDE AV VOTE	64349	32702	50.8%	1743	30191	25779	11270	13208	2395	784
25TH STATE ASSEMBLY	27709	12982	46.8%	795	11858	11311	11270	0	0	0
28TH STATE ASSEMBLY	28261	15312	54.1%	739	14232	13197	0	13208	0	0
29TH STATE ASSEMBLY	8379	4408	52.6%	209	4101	1271	0	0	2395	784
TOTAL STATE ASSEMBLY TOTALS INCLUDE AV VOTE	64349	32702	50.8%	1743	30191	25779	11270	13208	2395	784
1ST SUPERVISORIAL DIST	15090	7214	47.8%	461	6616	6412	4774	1567	0	0
2ND SUPERVISORIAL DIST	12609	5898	46.7%	360	5363	5091	5108	0	0	0
3RD SUPERVISORIAL DIST	9290	4212	45.3%	260	3844	2885	1388	1239	639	265
4TH SUPERVISORIAL DIST	15937	8851	55.5%	390	8261	7644	0	7639	25	5
5TH SUPERVISORIAL DIST	11423	6527	57.1%	272	6107	3747	0	2763	1731	514
TOTAL SUPERVISOR DIST TOTALS INCLUDE AV VOTE	64349	32702	50.8%	1743	30191	25779	11270	13208	2395	784
CARMEL	1444	791	54.7%	22	745	652	0	682	0	0
DEL REY OAKS	510	336	65.8%	17	316	291	0	289	0	0
SONZALES	694	318	45.8%	21	294	288	274	0	0	0
GREENFIELD	1069	400	37.4%	26	362	332	323	0	0	0
KING CITY	853	387	45.3%	23	352	0	0	0	214	91
MARINA	3212	1497	46.6%	97	1371	1315	0	1239	62	19
MONTEREY	6373	3466	54.3%	174	3206	2912	0	2877	0	0
PACIFIC GROVE	4764	2874	60.3%	108	2716	2513	0	2525	0	0
SALINAS	19375	9241	47.6%	563	8445	8067	8045	0	0	0
SAND CITY	66	31	46.9%	2	28	27	0	25	0	0
SEASIDE	7090	3573	50.3%	178	3294	3086	0	2985	102	29
SOLEDAD	1167	477	40.8%	25	437	384	394	0	0	0
UNINCORPORATED AREA	17732	9311	52.5%	487	8625	5912	2234	2586	2017	645
TOTAL CITY VOTE TOTALS INCLUDE AV VOTES	64349	32702	50.8%	1743	30191	25779	11270	13208	2395	784
VOTE AT THE POLLS	64349	29141	45.2%	1558	26959	22969	10092	11704	2166	697
VOTE BY ABSENTEE BALLOT	0	3561	0.0%	185	3232	2810	1178	1504	229	87
T O T A L V O T E	64349	32702	50.8%	1743	30191	25779	11270	13208	2395	784

OFFICIAL STATEMENT OF VOTES CAST PRIMARY ELECTION HELD JUNE 7, 1988 MONTEREY COUNTY

*** REPUBLICAN PARTY ***

PAGE NUMBER 002.001.001
Monterey County

Registrar
of Voters

Ross J.
Underwood

Presidential
Primary
June 7, 1988

	REGISTERED VOTERS	TURNOUT	TURNOUT PERCENTAGE	GEORGE BUSH PRESIDENTIAL PREFER	BOB DOLE PRESIDENTIAL PREFER	PAT ROBERTSON PRESIDENTIAL PREFER	PETE WILSON SENATOR	LOUIS DARRIGO CONGRESSIONAL	STANLEY MONTGOMERY CONGRESSIONAL
AV AROMAS	0	14	0.0%	6	2	2	12	5	5
001 AROMAS	296	129	43.5%	94	20	6	117	67	42
AV BLACKIE	0	21	0.0%	16	3	0	19	13	4
002 BLACKIE	247	108	43.7%	84	12	8	100	65	34
AV CASTROVILLE 1	0	11	0.0%	7	2	0	10	3	5
003 CASTROVILLE 1	155	56	36.1%	43	6	1	52	36	14
AV CASTROVILLE 2	0	16	0.0%	13	3	0	14	12	1
004 CASTROVILLE 2	202	85	42.0%	65	6	3	73	45	27
AV CASTROVILLE 5	0	1	0.0%	1	0	0	1	1	0
005 CASTROVILLE 5	55	23	41.8%	16	4	1	21	13	7
AV EL CAMINO	0	9	0.0%	7	0	0	5	4	0
006 EL CAMINO	87	44	50.5%	32	9	2	35	16	20
AV ELKHORN 1	0	10	0.0%	8	2	0	10	7	2
007 ELKHORN 1	212	102	48.1%	74	15	2	95	60	30
AV ELKHORN 2	0	9	0.0%	9	0	0	9	6	3
008 ELKHORN 2	138	57	41.3%	38	12	4	52	45	8
AV ELKHORN 3	0	5	0.0%	4	0	0	5	4	1
009 ELKHORN 3	128	50	39.0%	36	10	2	44	36	11
AV LAKE 1	0	15	0.0%	13	1	1	15	6	7
010 LAKE 1	277	114	41.1%	87	15	7	102	61	34
AV LAKE 2	0	21	0.0%	19	2	0	19	13	5
011 LAKE 2	221	99	44.7%	83	11	2	94	66	23
AV LAKE 3	0	5	0.0%	2	2	0	4	1	3
012 LAKE 3	50	16	32.0%	11	2	0	14	7	4
AV NATIVIDAD 2	0	6	0.0%	3	2	0	5	4	2
013 NATIVIDAD 2	137	57	41.6%	46	7	3	49	32	22
AV NATIVIDAD 3	0	10	0.0%	8	0	1	10	6	3
014 NATIVIDAD 3	143	71	49.6%	54	6	8	61	38	22
AV OAK HILLS 1	0	41	0.0%	33	8	0	36	16	19
015 OAK HILLS 1	413	156	37.7%	131	16	4	145	60	78
AV OAK HILLS 2	0	11	0.0%	9	1	0	9	5	5
016 OAK HILLS 2	136	67	49.2%	52	10	2	63	35	22
AV PAJARO 1	0	6	0.0%	3	3	0	6	3	3
017 PAJARO 1	138	56	40.5%	46	6	0	50	31	17
AV PAJARO 2	0	6	0.0%	0	2	2	4	2	2
018 PAJARO 2	146	80	54.7%	64	5	3	71	46	26
AV PAJARO 3	0	13	0.0%	13	0	0	13	5	4
019 PAJARO 3	158	73	46.2%	46	13	4	63	33	33
AV PAJARO 4	0	5	0.0%	4	0	0	4	2	2
020 PAJARO 4	84	40	47.6%	30	5	1	33	24	14
AV PRUNEDALE 1	0	4	0.0%	4	0	0	3	3	1
021 PRUNEDALE 1	137	59	43.0%	47	4	4	52	34	18
AV PRUNEDALE 2	0	27	0.0%	21	3	1	25	14	7
022 PRUNEDALE 2	404	144	35.6%	97	25	14	127	67	48
AV PRUNEDALE 3	0	33	0.0%	26	4	0	27	18	11
023 PRUNEDALE 3	349	140	40.1%	118	19	0	117	82	45
AV SALINAS 1	0	10	0.0%	8	1	1	8	6	3
024 SALINAS 1	255	117	45.8%	85	9	8	109	57	39

OFFICIAL STATEMENT OF VOTES CAST PRIMARY ELECTION HELD JUNE 7, 1988 MONTEREY COUNTY
 *** REPUBLICAN PARTY ***

PAGE NUMBER 002.002.001
 Monterey County
 Registrar
 of Voters
 Ross J.
 Underwood

**Presidential
 Primary
 June 7, 1988**

	REGISTERED VOTERS	TURNOUT	TURNOUT PERCENTAGE	GEORGE BUSH REP* PRESIDENTIAL PREFER	BOB DOLE REP* PRESIDENTIAL PREFER	PAT ROBERTSON REP* PRESIDENTIAL PREFER	PETE WILSON REP* SENATOR	LOUIS DARRIGO REP* 16TH CONGRESSIONAL	STANLEY MONTEITH REP* 16TH CONGRESSIONAL
AV SALINAS 2	0	46	0.0%	34	8	2	43	24	15
025 SALINAS 2	568	202	35.5%	135	36	10	185	128	48
AV SALINAS 3	0	33	0.0%	30	1	0	29	12	14
026 SALINAS 3	614	283	46.0%	214	31	21	258	155	92
AV SALINAS 4	0	20	0.0%	14	1	1	17	6	8
027 SALINAS 4	284	119	41.9%	93	14	6	105	72	37
AV SALINAS 5	0	9	0.0%	4	5	0	9	7	2
028 SALINAS 5	212	105	49.5%	80	12	6	95	77	20
AV SALINAS 6	0	14	0.0%	7	3	3	10	7	1
029 SALINAS 6	185	76	41.0%	60	12	1	67	42	21
AV SALINAS 7	0	7	0.0%	6	1	0	7	5	2
030 SALINAS 7	217	101	46.5%	81	11	3	92	54	30
AV SALINAS 8	0	24	0.0%	21	1	1	23	14	7
031 SALINAS 8	381	191	50.1%	139	28	7	177	108	59
AV SALINAS 9/10	0	18	0.0%	10	3	3	14	9	6
032 SALINAS 9/10	318	128	40.2%	98	18	9	118	67	50
AV SALINAS 11	0	25	0.0%	20	3	0	24	14	5
033 SALINAS 11	366	182	49.7%	142	25	5	156	113	43
AV SALINAS 12	0	6	0.0%	5	0	0	5	5	1
034 SALINAS 12	218	102	46.7%	67	21	5	93	70	23
AV SALINAS 13	0	17	0.0%	14	2	0	16	7	4
035 SALINAS 13	269	126	46.8%	99	16	2	112	87	29
AV SALINAS 14	0	12	0.0%	7	1	1	11	6	3
036 SALINAS 14	178	84	47.1%	60	15	2	76	53	22
AV SANTA RITA 1	0	9	0.0%	9	0	0	9	8	1
037 SANTA RITA 1	162	75	46.2%	58	10	4	67	49	17
AV SANTA RITA 2	0	15	0.0%	10	4	0	15	12	2
038 SANTA RITA 2	245	105	42.8%	79	14	7	97	65	31
AV ALISAL 1	0	3	0.0%	3	0	0	3	2	1
039 ALISAL 1	82	26	31.7%	22	2	0	24	18	4
AV BORONDA 1	0	1	0.0%	0	1	0	1	1	0
040 BORONDA 1	67	27	40.2%	15	4	2	21	12	10
AV SALINAS 16	0	38	0.0%	29	7	0	36	21	9
041 SALINAS 16	410	159	38.7%	114	30	6	144	75	62
AV SALINAS 17	0	30	0.0%	23	4	2	25	10	13
042 SALINAS 17	265	115	43.3%	78	22	10	104	62	41
AV SALINAS 18	0	42	0.0%	32	6	1	37	23	12
043 SALINAS 18	348	159	45.6%	111	26	11	143	91	49
AV SALINAS 19	0	31	0.0%	25	5	0	28	20	8
044 SALINAS 19	318	174	54.7%	125	35	6	159	107	48
AV SALINAS 20	0	16	0.0%	12	2	0	14	9	7
045 SALINAS 20	175	80	45.7%	59	10	5	70	47	22
AV SALINAS 21	0	15	0.0%	12	2	0	14	7	7
046 SALINAS 21	116	35	30.1%	27	4	2	27	13	12
AV SALINAS 22	0	45	0.0%	38	5	0	40	27	10
047 SALINAS 22	396	169	42.6%	137	20	5	158	89	52
AV SALINAS 23	0	20	0.0%	19	1	0	18	13	6
048 SALINAS 23	222	115	51.8%	89	18	1	99	67	26

OFFICIAL STATEMENT OF VOTES CAST PRIMARY ELECTION HELD JUNE 7, 1988 MONTEREY COUNTY
 *** REPUBLICAN PARTY ***

PAGE NUMBER 002.003.001
 Monterey County

Registrar
 of Voters

**Ross J.
 Underwood**

**Presidential
 Primary
 June 7, 1988**

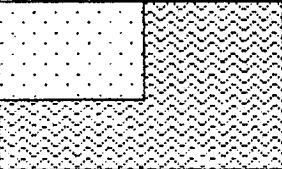
	REGISTERED VOTERS	TURNOUT	TURNOUT PERCENTAGE	GEORGE BUSH REPP* PRESIDENTIAL PREFER	BOB DOLE REPP* PRESIDENTIAL PREFER	PAT ROBERTSON REPP* PRESIDENTIAL PREFER	PETE WILSON REPP* SENATOR	LOUIS DARRIGO REPP* 16TH CONGRESSIONAL	STANLEY MONTGOMERY REPP* 16TH CONGRESSIONAL
AV SALINAS 24	0	61	0.0%	50	6	1	56	28	25
049 SALINAS 24	354	157	44.3%	123	22	3	140	101	29
AV SALINAS 25	0	19	0.0%	17	0	1	17	8	6
050 SALINAS 25	197	89	45.1%	62	17	5	80	50	21
AV SALINAS 26	0	41	0.0%	29	7	3	35	20	12
051 SALINAS 26	475	226	47.5%	176	34	4	205	132	70
AV SALINAS 27	0	62	0.0%	52	8	0	52	34	17
052 SALINAS 27	578	254	43.9%	189	42	12	228	135	77
AV SALINAS 28	0	41	0.0%	33	5	1	37	26	11
053 SALINAS 28	630	308	48.8%	233	46	13	286	180	91
AV SALINAS 29	0	35	0.0%	27	2	2	31	20	11
054 SALINAS 29	374	170	45.4%	131	25	7	161	94	59
AV SALINAS 30	0	88	0.0%	70	9	0	70	47	23
055 SALINAS 30	599	291	48.5%	223	37	14	265	176	75
AV SALINAS 31	0	53	0.0%	46	1	2	50	35	13
056 SALINAS 31	542	290	53.5%	253	25	3	271	180	70
AV SALINAS 32	0	46	0.0%	31	8	1	42	17	13
057 SALINAS 32	226	92	40.7%	73	9	4	84	49	29
AV SALINAS 33	0	14	0.0%	9	2	1	13	3	7
058 SALINAS 33	222	100	45.0%	76	18	11	98	68	26
AV SALINAS 34	0	10	0.0%	7	3	0	9	3	4
059 SALINAS 34	169	68	40.2%	52	8	3	63	39	22
AV SALINAS 35	0	11	0.0%	9	1	0	10	1	8
060 SALINAS 35	166	51	30.7%	33	11	2	49	29	16
AV SALINAS 36	0	6	0.0%	5	1	0	4	4	2
061 SALINAS 36	116	37	31.8%	28	3	2	32	19	13
AV SALINAS 37	0	9	0.0%	8	1	0	9	7	2
062 SALINAS 37	120	32	26.6%	23	11	4	31	21	9
AV SALINAS 38	0	8	0.0%	7	1	0	7	5	2
063 SALINAS 38	118	38	32.2%	33	13	1	34	22	11
AV SALINAS 39	0	13	0.0%	9	4	0	13	13	0
064 SALINAS 39	178	88	49.4%	62	13	4	73	50	24
AV SALINAS 40	0	18	0.0%	15	1	0	17	6	10
065 SALINAS 40	168	56	33.3%	45	6	5	52	33	18
AV BRADLEY	0	7	0.0%	7	0	0	6	5	2
066 BRADLEY	63	26	41.2%	21	3	0	22	17	3
AV BUENA VISTA 1	0	43	0.0%	27	8	1	33	27	7
067 BUENA VISTA 1	480	219	45.6%	170	22	12	203	121	63
AV CHUALAR	0	11	0.0%	11	0	0	11	8	0
068 CHUALAR	151	60	39.7%	54	4	0	50	44	3
AV GONZALES	0	25	0.0%	20	1	1	21	22	2
069 GONZALES	244	138	56.5%	111	11	8	121	86	31
AV GREENFIELD	0	20	0.0%	18	1	0	19	11	5
070 GREENFIELD	408	187	45.8%	148	17	10	168	121	42
AV KING CITY 1	0	25	0.0%	20	1	0	21	18	4
071 KING CITY 1	312	149	47.7%	121	8	6	125	109	25
AV KING CITY 2	0	34	0.0%	22	8	0	33	27	5
072 KING CITY 2	513	231	45.0%	176	20	14	209	166	29

OFFICIAL STATEMENT OF VOTES CAST PRIMARY ELECTION HELD JUNE 7, 1988 MONTEREY COUNTY
 *** REPUBLICAN PARTY ***

PAGE NUMBER 002.004.001
 Monterey County

Registrar
 of Voters

Ross J.
 Underwood



Presidential
 Primary
 June 7, 1988

	REGISTERED VOTERS	TURNOUT	TURNOUT PERCENTAGE	GEORGE BUSH REP* PRESIDENTIAL PREFER	BOB DOLE REP* PRESIDENTIAL PREFER	PAT ROBERTSON REP* PRESIDENTIAL PREFER	PETE WILSON REP* US SENATOR	LOUIS DARRIGO REP* 16TH CONGRESSIONAL	STANLEY MONTEITH REP* 16TH CONGRESSIONAL
AV MARINA 2	0	23	0.0%	17	5	0	23	5	17
073 MARINA 2	346	135	39.0%	115	12	4	128	56	59
AV MARINA 3	0	12	0.0%	10	2	0	11	2	7
074 MARINA 3	140	68	48.5%	57	8	3	64	27	32
AV MARINA 4	0	21	0.0%	19	2	0	17	12	9
075 MARINA 4	245	104	42.4%	74	17	2	97	43	51
AV MARINA 5	0	22	0.0%	18	3	1	21	8	10
076 MARINA 5	329	99	30.0%	71	14	3	91	39	41
AV MARINA 6	0	30	0.0%	20	7	1	26	11	15
077 MARINA 6	285	113	39.6%	89	13	4	103	46	54
AV MARINA 7	0	18	0.0%	11	3	1	17	5	9
078 MARINA 7	312	123	39.4%	101	9	6	112	65	47
AV METZ 1	0	19	0.0%	19	0	0	19	17	0
079 METZ 1	68	18	26.4%	16	0	1	16	11	5
AV METZ 3	0	10	0.0%	5	4	0	8	7	1
080 METZ 3	162	71	43.8%	63	9	1	60	50	10
AV MISSION	0	9	0.0%	4	3	0	7	7	0
081 MISSION	106	65	61.3%	48	10	1	57	56	3
AV PARKFIELD	0	2	0.0%	0	0	0	2	1	1
082 PARKFIELD	48	26	54.1%	19	2	0	25	17	4
AV PLEYTO 1	0	3	0.0%	3	1	0	5	5	0
083 PLEYTO 1	52	31	59.6%	29	3	0	26	18	9
AV RINCON	0	16	0.0%	13	3	0	16	14	0
084 RINCON	165	75	45.4%	65	9	0	74	65	6
AV RIVERSIDE 2	0	14	0.0%	13	1	0	12	6	7
085 RIVERSIDE 2	364	159	43.6%	132	15	9	146	93	49
AV SAN ANTONIO 1	0	12	0.0%	9	0	1	12	5	5
086 SAN ANTONIO 1	189	88	46.5%	71	12	1	76	59	18
AV SAN ARDO	0	9	0.0%	9	0	0	9	7	0
087 SAN ARDO	117	60	51.2%	48	9	2	52	41	11
AV SAN LUCAS	0	2	0.0%	2	0	0	2	2	0
088 SAN LUCAS	57	34	59.6%	27	0	1	33	29	3
AV SAN VICENTE	0	13	0.0%	13	0	0	13	7	4
089 SAN VICENTE	140	65	46.4%	54	9	1	54	52	6
AV SOLEDAD 1	0	13	0.0%	11	0	0	12	7	2
090 SOLEDAD 1	142	73	51.4%	56	9	9	61	49	13
AV SOLEDAD 2	0	11	0.0%	9	0	0	9	2	6
091 SOLEDAD 2	119	58	48.7%	48	6	1	48	34	13
AV SPRECKELS 1	0	6	0.0%	5	0	0	4	5	1
092 SPRECKELS 1	108	52	48.1%	42	4	2	48	30	10
AV DEL REY OAKS	0	25	0.0%	21	0	0	22	9	10
093 DEL REY OAKS	329	176	53.4%	127	20	8	159	69	71
AV MONTEREY 1	0	22	0.0%	14	3	1	20	10	10
094 MONTEREY 1	342	145	42.3%	99	26	2	123	42	70
AV MONTEREY 2	0	9	0.0%	8	0	0	9	4	2
095 MONTEREY 2	135	54	39.7%	39	8	1	52	18	28
AV MONTEREY 3	0	22	0.0%	17	0	0	21	10	8
096 MONTEREY 3	234	84	35.8%	54	20	5	71	40	31

OFFICIAL STATEMENT OF VOTES CAST PRIMARY ELECTION HELD JUNE 7, 1988 MONTEREY COUNTY

*** REPUBLICAN PARTY ***

PAGE NUMBER 002.005.001
Monterey County

Registrar
of Voters

Ross J.
Underwood

Presidential
Primary
June 7, 1988

	REGISTERED VOTERS	TURNOUT PERCENTAGE	GEORGE BUSH PRESIDENTIAL PREFER	BOB DOLE PRESIDENTIAL PREFER	PAT ROBERTSON PRESIDENTIAL PREFER	PETE WILSON SENATOR	LOUIS DARRIGO CONGRESSIONAL	STANLEY MONTEITH CONGRESSIONAL					
AV MONTEREY 4	0	10	0.0%	6	2	0	8	6	2				
097 MONTEREY 4	236	83	35.1%	60	16	4	72	34	33				
AV MONTEREY 5	0	35	0.0%	32	3	0	30	14	12				
098 MONTEREY 5	374	168	44.9%	124	27	5	157	44	100				
AV MONTEREY 6	0	14	0.0%	14	0	0	14	0	8				
099 MONTEREY 6	125	64	51.2%	51	11	1	58	12	40				
AV MONTEREY 7	0	35	0.0%	30	4	0	30	13	19				
100 MONTEREY 7	539	188	34.8%	131	31	13	166	62	101				
AV MONTEREY 8	0	15	0.0%	8	5	0	13	9	1				
101 MONTEREY 8	258	110	42.6%	78	19	4	97	42	47				
AV PACIFIC GROVE 1	0	62	0.0%	47	7	0	54	21	23				
102 PACIFIC GROVE 1	466	211	45.2%	159	29	3	184	72	101				
AV PACIFIC GROVE 2	0	42	0.0%	31	4	2	37	4	23				
103 PACIFIC GROVE 2	476	221	46.4%	154	33	9	193	60	116				
AV PACIFIC GROVE 3	0	29	0.0%	24	2	0	27	8	16				
104 PACIFIC GROVE 3	187	89	47.5%	63	14	6	79	26	42				
AV PACIFIC GROVE 4	0	28	0.0%	20	6	0	24	10	14				
105 PACIFIC GROVE 4	325	139	42.7%	95	28	4	122	45	62				
AV PACIFIC GROVE 5	0	27	0.0%	15	5	1	21	11	9				
106 PACIFIC GROVE 5	365	179	49.0%	130	23	6	159	62	79				
AV PACIFIC GROVE 6	0	20	0.0%	13	6	1	19	7	7				
107 PACIFIC GROVE 6	306	133	43.4%	97	26	3	121	36	64				
AV PACIFIC GROVE 7	0	5	0.0%	4	0	0	4	2	1				
108 PACIFIC GROVE 7	79	39	49.3%	30	2	3	32	19	14				
AV PACIFIC GROVE 8	0	49	0.0%	43	3	1	44	12	24				
109 PACIFIC GROVE 8	460	233	50.6%	163	39	5	199	61	92				
AV PACIFIC GROVE 9	0	56	0.0%	46	3	1	49	13	28				
110 PACIFIC GROVE 9	493	225	45.6%	167	33	8	211	73	110				
AV PACIFIC GROVE 10	0	8	0.0%	8	0	0	7	2	3				
111 PACIFIC GROVE 10	329	145	44.0%	107	19	4	130	57	64				
AV PEBBLE BEACH 1	0	15	0.0%	15	0	0	14	5	8				
112 PEBBLE BEACH 1	172	95	55.2%	75	10	4	85	25	50				
AV PEBBLE BEACH 3	0	81	0.0%	71	6	1	74	14	47				
113 PEBBLE BEACH 3	656	343	52.2%	283	47	3	325	87	193				
AV PEBBLE BEACH 5	0	43	0.0%	32	6	0	38	11	27				
114 PEBBLE BEACH 5	297	142	47.8%	121	10	1	123	29	79				
AV PEBBLE BEACH 7	0	25	0.0%	19	5	1	23	5	14				
115 PEBBLE BEACH 7	298	144	48.3%	124	14	1	129	32	82				
AV SAND CITY	0	0	0.0%	0	0	0	0	0	0				
116 SAND CITY	24	10	41.6%	7	2	1	10	4	4				
AV SEASIDE 1	0	10	0.0%	5	4	0	8	6	4				
117 SEASIDE 1	236	112	47.4%	77	11	9	99	34	51				
AV SEASIDE 2	0	11	0.0%	10	0	1	11	7	4				
118 SEASIDE 2	256	111	43.3%	85	15	6	102	43	60				
AV SEASIDE 3	0	9	0.0%	7	0	0	7	3	4				
119 SEASIDE 3	174	59	33.9%	40	7	4	51	23	29				
AV SEASIDE 4	0	6	0.0%	5	1	0	5	3	1				
120 SEASIDE 4	215	70	32.5%	53	4	7	62	32	22				

OFFICIAL STATEMENT OF VOTES CAST PRIMARY ELECTION HELD JUNE 7, 1988 MONTEREY COUNTY
 *** REPUBLICAN PARTY ***

PAGE NUMBER 002.007.001
 Monterey County

Registrar
 of Voters

Ross J.
 Underwood

Presidential
 Primary
 June 7, 1988

	REGISTERED VOTERS	TURNOUT	TURNOUT PERCENTAGE	GEORGE BUSH REP* PRESIDENTIAL PREFER	BOB DOLE REP* PRESIDENTIAL PREFER	PAT ROBERTSON REP* PRESIDENTIAL PREFER	REF* SENATOR WILSON	LOUIS DARRIGO REP* 16TH CONGRESSIONAL	STANLEY MONTEITH REP* 16TH CONGRESSIONAL				
AV CARMEL WOODS 2	0	34	0.0%	29	3	0	32	11	17				
145 CARMEL WOODS 2	397	164	41.3%	119	23	3	133	42	74				
AV CARMEL WOODS 3	0	21	0.0%	17	4	0	18	6	12				
146 CARMEL WOODS 3	138	65	47.1%	56	7	0	55	20	34				
AV DEL MONTE 1	0	28	0.0%	23	1	0	26	7	7				
147 DEL MONTE 1	220	102	46.3%	78	12	3	92	36	43				
AV DEL MONTE 2	0	11	0.0%	9	1	0	10	4	4				
148 DEL MONTE 2	156	63	40.3%	43	14	1	57	19	36				
AV DEL MONTE 3	0	9	0.0%	6	1	0	9	4	4				
149 DEL MONTE 3	104	41	39.4%	35	0	0	35	12	16				
AV GORDA	0	1	0.0%	0	1	0	1	1	0				
150 GORDA	29	12	41.3%	8	2	1	6	6	3				
AV LOS LAURELES 4	0	5	0.0%	4	0	0	4	3	0				
151 LOS LAURELES 4	70	34	48.5%	29	4	0	30	14	17				
AV MONTEREY 11	0	61	0.0%	43	8	4	56	23	24				
152 MONTEREY 11	513	228	44.4%	164	27	11	199	51	121				
AV MONTEREY 12	0	30	0.0%	23	6	0	28	15	11				
153 MONTEREY 12	428	153	35.7%	104	25	2	129	55	59				
AV MONTEREY 13	0	47	0.0%	37	8	0	40	12	19				
154 MONTEREY 13	417	204	48.9%	149	30	3	182	67	97				
AV MONTEREY 14	0	8	0.0%	7	0	0	8	5	3				
155 MONTEREY 14	142	67	47.1%	42	19	2	59	18	27				
AV MONTEREY 15	0	47	0.0%	35	9	0	42	13	18				
156 MONTEREY 15	381	185	48.5%	138	28	8	164	46	102				
AV MONTEREY 16	0	20	0.0%	18	2	0	20	5	9				
157 MONTEREY 16	132	49	37.1%	42	4	1	46	14	29				
AV MONTEREY 17	0	23	0.0%	19	2	0	23	8	14				
158 MONTEREY 17	322	161	50.0%	118	27	3	145	52	74				
AV PALO COLORADO	0	7	0.0%	3	4	0	7	3	1				
159 PALO COLORADO	43	19	44.1%	10	4	0	9	8	3				
AV PEBBLE BEACH 2	0	15	0.0%	11	2	0	13	2	5				
160 PEBBLE BEACH 2	200	90	45.0%	75	8	1	80	26	48				
AV PEBBLE BEACH 4	0	87	0.0%	71	10	1	78	32	39				
161 PEBBLE BEACH 4	650	278	42.7%	242	21	3	260	71	158				
AV PEBBLE BEACH 6	0	24	0.0%	19	4	0	21	7	13				
162 PEBBLE BEACH 6	240	125	52.0%	90	25	2	111	26	77				
AV POINT LOBOS 1	0	25	0.0%	22	2	0	23	5	14				
163 POINT LOBOS 1	272	141	51.8%	111	13	1	122	31	78				
AV POINT LOBOS 2	0	12	0.0%	11	1	0	10	5	5				
164 POINT LOBOS 2	146	69	47.2%	53	11	0	66	22	36				
AV POINT LOBOS 3	0	10	0.0%	8	1	0	9	5	3				
165 POINT LOBOS 3	153	74	48.3%	57	10	4	68	18	37				
AV POINT LOBOS 4	0	39	0.0%	31	5	1	32	17	15				
166 POINT LOBOS 4	276	133	48.1%	112	18	2	103	38	65				
AV POINT LOBOS 5	0	12	0.0%	9	0	0	11	2	4				
167 POINT LOBOS 5	147	82	55.7%	73	6	0	79	27	41				
AV POINT LOBOS 6	0	28	0.0%	24	4	0	25	4	19				
168 POINT LOBOS 6	226	103	45.5%	82	11	0	99	34	52				

OFFICIAL STATEMENT OF VOTES CAST PRIMARY ELECTION HELD JUNE 7, 1988 MONTEREY COUNTY
 *** REPUBLICAN PARTY ***

PAGE NUMBER 002.008.001
 Monterey County
 Registrar
 of Voters

Ross J.
 Underwood

Presidential
 Primary
 June 7, 1988

	REGISTERED VOTERS	TURNOUT	TURNOUT PERCENTAGE	GEORGE BUSH REP* PRESIDENTIAL PREFER	BOB DOLE REP* PRESIDENTIAL PREFER	PAT ROBERTSON REP* PRESIDENTIAL PREFER	PETE WILSON REP* US SENATOR	LOUIS DARRIGO REP* 16TH CONGRESSIONAL	STANLEY MONTEITH REP* 16TH CONGRESSIONAL						
AV POINT LOBOS 7	0	11	0.0%	9	2	0	11	7	4						
169 POINT LOBOS 7	109	45	41.2%	25	10	1	37	17	17						
AV SUR	0	4	0.0%	2	2	0	2	1	1						
170 SUR	86	47	54.6%	32	10	0	27	18	12						
AV TORO 1	0	22	0.0%	16	3	0	20	16	3						
171 TORO 1	274	113	41.2%	82	23	1	106	60	31						
AV TORO 2	0	15	0.0%	12	3	0	15	13	2						
172 TORO 2	319	134	42.0%	97	25	4	120	74	40						
AV TORO 3	0	50	0.0%	38	7	1	45	28	8						
173 TORO 3	675	338	50.0%	274	34	11	312	178	104						
AV TORO 4	0	27	0.0%	20	1	2	26	10	10						
174 TORO 4	526	255	48.4%	189	44	9	237	121	96						
AV TORO 5	0	21	0.0%	16	5	0	20	12	6						
175 TORO 5	251	130	51.7%	97	19	3	117	75	33						
AV TULARCITOS 1	0	8	0.0%	6	1	0	7	7	1						
176 TULARCITOS 1	103	48	46.6%	39	7	1	39	29	8						
BLANCO 1	MBP	0	0.0%	0	0	0	0	0	0						
CASTROVILLE 3	MBP	0	0.0%	0	0	0	0	0	0						
CASTROVILLE 4	MBP	8	75.0%	6	0	0	6	0	1						
COOPER	MBP	0	0.0%	0	0	0	0	0	0						
EL TOUCHO 1	MBP	0	0.0%	0	0	0	0	0	0						
EL TOUCHO 4	MBP	0	0.0%	0	0	0	0	0	0						
GRAVES 1	MBP	9	55.5%	5	0	0	5	3	2						
NATIVIDAD 1	MBP	48	38	79.1%	35	3	35	30	6						
NATIVIDAD 4	MBP	3	33.3%	1	0	0	1	1	0						
SALINAS 15	MBP	0	0.0%	2	0	0	2	2	0						
SAN BENITO	MBP	18	61.1%	9	1	0	11	9	2						
BLANCO 2	MBP	8	75.0%	4	0	0	4	5	1						
BORONDA 2	MBP	8	60.0%	3	0	0	1	2	1						
SALINAS 41	MBP	21	38.0%	4	2	0	8	5	3						
SALINAS 42	MBP	0	0.0%	0	0	0	0	0	0						
SALINAS 43	MBP	0	0.0%	0	0	0	0	0	0						
SALINAS 44	MBP	14	50.0%	5	1	1	5	5	2						
SPRECKELS 2	MBP	0	0.0%	0	0	0	0	0	0						
ALISAL 2	MBP	42	24	57.1%	21	2	20	17	2						
ALISAL 3	MBP	3	66.6%	1	0	1	2	1	1						
ARROYO SECO	MBP	68	37	54.4%	26	10	32	22	12						
BEACH 2	MBP	0	0.0%	0	0	0	0	0	0						
BLANCO 3	MBP	77	57	74.0%	47	8	54	43	5						
BORONDA 3	MBP	4	3	75.0%	2	1	3	3	0						
BUENA VISTA 2	MBP	0	0.0%	0	0	0	0	0	0						
GRAVES 2	MBP	3	100.0%	3	0	0	3	3	0						
INDEPENDENCE	MBP	12	6	50.0%	5	0	6	5	0						
MARINA 1	MBP	1	100.0%	1	0	0	1	1	0						
MARINA 8	MBP	0	0.0%	0	0	0	0	0	0						
MARINA 9	MBP	0	0.0%	0	0	0	0	0	0						
MARINA 10	MBP	0	0.0%	0	0	0	0	0	0						
MARINA 11	MBP	250	72	28.8%	59	6	65	34	27						

OFFICIAL STATEMENT OF VOTES CAST PRIMARY ELECTION HELD JUNE 7, 1988 MONTEREY COUNTY

*** REPUBLICAN PARTY ***

PAGE NUMBER 002.009.001
Monterey County

Registrar
of Voters

Ross J.
Underwood

Presidential
Primary
June 7, 1988

		REGISTERED VOTERS	TURNOUT	TURNOUT PERCENTAGE	GEORGE BUSH PRESIDENTIAL PREFER	BOB DOLE PRESIDENTIAL PREFER	PAT ROBERTSON PRESIDENTIAL PREFER	PETE WILSON SENATOR	LOUIS DARRIGO CONGRESSIONAL	STANLEY MONTGOMERY CONGRESSIONAL				
METZ 2	MBP	2	1	50.0%	1	0	0	0	1	0				
METZ 4	MBP	0	0	0.0%	0	0	0	0	0	0				
METZ 5	MBP	17	12	70.5%	12	0	0	10	8	0				
ORD 1	MBP	51	16	31.3%	11	3	0	15	11	0				
ORD 4	MBP	0	0	0.0%	0	0	0	0	0	0				
PARAISO 2	MBP	17	10	58.8%	5	1	3	5	6	3				
PRIEST VALLEY	MBP	10	9	90.0%	8	1	0	8	8	0				
RANCHO 1	MBP	29	19	65.5%	13	1	2	14	10	6				
RANCHO 2	MBP	7	5	71.4%	3	0	2	4	2	3				
RANCHO 3	MBP	0	0	0.0%	0	0	0	0	0	0				
RIVERSIDE 1	MBP	3	2	66.6%	2	0	0	2	2	0				
TULARCITOS 2	MBP	4	3	75.0%	2	1	0	3	1	0				
TULARCITOS 3	MBP	5	1	20.0%	0	1	0	1	0	0				
VALLETON	MBP	10	5	50.0%	4	1	0	5	0	0				
VINEYARD	MBP	24	13	54.1%	11	1	0	13	7	0				
BEACH 1	MBP	0	0	0.0%	0	0	0	0	0	0				
DEL MONTE 4	MBP	0	0	0.0%	0	0	0	0	0	0				
MONTEREY 9	MBP	17	8	47.0%	6	0	2	8	1	7				
SEASIDE 9	MBP	94	18	19.1%	14	2	0	15	9	7				
LOS LAURELES 1	MBP	31	19	61.2%	18	1	0	19	8	10				
LOS LAURELES 2	MBP	0	0	0.0%	0	0	0	0	0	0				
LOS LAURELES 3	MBP	1	0	0.0%	0	0	0	0	0	0				
MONTEREY 10	MBP	74	25	33.7%	19	4	1	23	8	15				
MONTEREY 18	MBP	283	156	55.1%	127	23	2	138	53	72				
ORD 2	MBP	0	0	0.0%	0	0	0	0	0	0				
ORD 3	MBP	0	0	0.0%	0	0	0	0	0	0				
ORD 5	MBP	0	0	0.0%	0	0	0	0	0	0				
PARAISO 1	MBP	0	0	0.0%	0	0	0	0	0	0				
ARROYO SECO 2	MBP	0	0	0.0%	0	0	0	0	0	0				
PLEYTO 2	MBP	0	0	0.0%	0	0	0	0	0	0				
SAN ANTONIO 2	MBP	0	0	0.0%	0	0	0	0	0	0				
SEASIDE 10	MBP	504	143	28.3%	117	15	7	130	75	51				
TORO 6	MBP	37	27	72.9%	20	5	0	23	15	6				
**** TOTALS ****		46839	24856	53.0%	19005	3307	798	22212	11252	9230				

SUMMARY

OFFICIAL STATEMENT OF VOTES CAST PRIMARY ELECTION HELD JUNE 7, 1988 MONTEREY COUNTY

*** REPUBLICAN PARTY ***

PAGE NUMBER 002,901,001
Monterey County

Registrar
of Voters

Ross J.
Underwood

Presidential
Primary
June 7, 1988

	REGISTE RED VOTERS	TURN OUT	TURN OUT PER CENT AGE	REP * GEO RGE BUS H P R E S I D E N T I A L P R E F E R	REP * BOB DOLE P R E S I D E N T I A L P R E F E R	REP * PAT ROBERTSON P R E S I D E N T I A L P R E F E R	REP * PETE WILSON S E N A T O R	REP * LOUIS DARRINGO C O N G R E S S I O N A L	REP * STANLEY MONTGRIETH C O N G R E S S I O N A L					
14TH STATE SENATE	6107	3511	57.4%	2733	458	71	3058	1558	1207					
17TH STATE SENATE	40732	21345	52.4%	16272	2849	727	19154	9694	8023					
TOTAL STATE SENATE TOTALS INCLUDE AV VOTE	46839	24856	53.0%	19005	3307	798	22212	11252	9230					
25TH STATE ASSEMBLY	16605	8826	53.1%	6805	1158	355	7943	5173	2457					
28TH STATE ASSEMBLY	19972	10498	52.5%	7916	1422	311	9367	3513	4901					
29TH STATE ASSEMBLY	10262	5532	53.9%	4284	727	132	4902	2566	1872					
TOTAL STATE ASSEMBLY TOTALS INCLUDE AV VOTE	46839	24856	53.0%	19005	3307	798	22212	11252	9230					
1ST SUPERVISORIAL DIST	8871	4449	50.1%	3370	588	196	4002	2540	1340					
2ND SUPERVISORIAL DIST	7679	4206	54.7%	3224	579	161	3807	2386	1232					
3RD SUPERVISORIAL DIST	6304	3260	51.7%	2598	354	114	2924	1987	821					
4TH SUPERVISORIAL DIST	9413	4936	52.4%	3685	685	173	4396	1569	2368					
5TH SUPERVISORIAL DIST	14572	8005	54.9%	6128	1101	154	7083	2770	3469					
TOTAL SUPERVISOR DIST TOTALS INCLUDE AV VOTE	46839	24856	53.0%	19005	3307	798	22212	11252	9230					
CARMEL	1948	1020	52.3%	754	143	21	883	289	480					
DEL REY OAKS	329	201	61.0%	148	31	9	181	78	81					
GONZALES	244	163	66.8%	131	12	9	142	108	33					
GREENFIELD	408	207	50.7%	166	18	10	187	132	47					
KING CITY	825	439	53.2%	339	37	20	388	320	63					
MARINA	1908	841	44.0%	662	101	27	776	354	378					
MONTEREY	4953	2530	51.0%	1856	404	75	2251	806	1213					
PACIFIC GROVE	3486	1940	55.6%	1416	282	57	1716	601	892					
SALINAS	11582	6199	53.5%	4712	850	256	5614	3553	1799					
SAND CITY	24	10	41.6%	7	2	1	10	4	4					
SEASIDE	2394	974	40.6%	720	105	64	859	392	423					
SOLEDAD	261	155	59.3%	124	19	6	130	92	34					
UNINCORPORATED AREA	18477	10177	55.0%	7970	1303	243	9075	4523	3783					
TOTAL CITY VOTE TOTALS INCLUDE AV VOTES	46839	24856	53.0%	19005	3307	798	22212	11252	9230					
VOTE AT THE POLLS	46839	21020	44.8%	16011	2816	730	18789	9575	7852					
VOTE BY ABSENTEE BALLOT	0	3836	0.0%	2994	491	68	3423	1677	1378					
T O T A L V O T E	46839	24856	53.0%	19005	3307	798	22212	11252	9230					

OFFICIAL STATEMENT OF VOTES CAST PRIMARY ELECTION HELD JUNE 7, 1988 MONTEREY COUNTY

*** REPUBLICAN PARTY ***

PAGE NUMBER 002.008.002
Monterey County

Registrar
of Voters

Ross J.
Underwood

Presidential
Primary
June 7, 1988

	REGISTERED VOTERS	TURNOUT	TURNOUT PERCENTAGE	HARRY J REP*17TH STATE SENATE	ANGEL REP*25TH STATE ASSEMBLY	BEN REP*25TH STATE ASSEMBLY	JACK REP*28TH STATE ASSEMBLY	ERIC REP*29TH STATE ASSEMBLY
AV POINT LOBOS 7	0	11	0.0%	11	0	0	8	0
69 POINT LOBOS 7	109	45	41.2%	29	0	0	32	0
AV SUR	0	4	0.0%	0	0	0	0	3
70 SUR	86	47	54.6%	0	0	0	0	43
AV TORO 1	0	22	0.0%	19	0	0	0	19
71 TORO 1	274	113	41.2%	89	0	0	0	101
AV TORO 2	0	15	0.0%	15	0	0	0	15
72 TORO 2	319	134	42.0%	92	0	0	0	117
AV TORO 3	0	50	0.0%	36	0	0	0	45
73 TORO 3	675	338	50.0%	273	0	0	0	314
AV TORO 4	0	27	0.0%	20	0	0	0	23
74 TORO 4	526	255	48.4%	209	0	0	0	243
AV TORO 5	0	21	0.0%	16	0	0	0	18
75 TORO 5	251	130	51.7%	99	0	0	0	122
AV TULARCITOS 1	0	8	0.0%	0	0	0	0	8
76 TULARCITOS 1	103	48	46.6%	0	0	0	0	44
BLANCO 1	MBP 0	0	0.0%	0	0	0	0	0
CASTROVILLE 3	MBP 0	0	0.0%	0	0	0	0	0
CASTROVILLE 4	MBP 8	6	75.0%	5	0	5	0	0
COOPER	MBP 0	0	0.0%	0	0	0	0	0
EL TOUCHO 1	MBP 0	0	0.0%	0	0	0	0	0
EL TOUCHO 4	MBP 0	0	0.0%	0	0	0	0	0
GRAVES 1	MBP 9	5	55.5%	5	3	2	0	0
NATIVIDAD 1	MBP 48	38	79.1%	27	7	22	0	0
NATIVIDAD 4	MBP 3	1	33.3%	0	0	1	0	0
SALINAS 15	MBP 0	2	0.0%	2	0	2	0	0
SAN BENITO	MBP 18	11	61.1%	10	5	6	0	0
BLANCO 2	MBP 8	6	75.0%	3	2	2	0	0
BORONDA 2	MBP 5	3	60.0%	1	1	2	0	0
SALINAS 41	MBP 21	8	38.0%	6	3	4	0	0
SALINAS 42	MBP 0	0	0.0%	0	0	0	0	0
SALINAS 43	MBP 0	0	0.0%	0	0	0	0	0
SALINAS 44	MBP 14	7	50.0%	6	1	5	0	0
SPRECKELS 2	MBP 0	0	0.0%	0	0	0	0	0
ALISAL 2	MBP 42	24	57.1%	14	2	15	0	0
ALISAL 3	MBP 3	2	66.6%	2	0	2	0	0
ARROYO SECO	MBP 68	37	54.4%	0	0	0	0	33
BEACH 2	MBP 0	0	0.0%	0	0	0	0	0
BLANCO 3	MBP 77	57	74.0%	39	7	38	0	0
BORONDA 3	MBP 4	3	75.0%	3	0	3	0	0
BUENA VISTA 2	MBP 0	0	0.0%	0	0	0	0	0
GRAVES 2	MBP 3	3	100.0%	3	0	3	0	0
INDEPENDENCE	MBP 12	6	50.0%	0	0	0	0	5
MARINA 1	MBP 1	1	100.0%	1	0	0	1	0
MARINA 8	MBP 0	0	0.0%	0	0	0	0	0
MARINA 9	MBP 0	0	0.0%	0	0	0	0	0
MARINA 10	MBP 0	0	0.0%	0	0	0	0	0
MARINA 11	MBP 250	72	28.8%	57	0	0	0	56

OFFICIAL STATEMENT OF VOTES CAST PRIMARY ELECTION HELD JUNE 7, 1988 MONTEREY COUNTY
 *** REPUBLICAN PARTY ***

PAGE NUMBER 002,009,002
 Monterey County

Registrar
 of Voters

**Ross J.
 Underwood**

**Presidential
 Primary
 June 7, 1988**

	REGIS- TERED VOTERS	TURN- OUT	TURN- OUT PER- CENT- AGE	HARRY J DAMKAR REP*17TH STATE SENATE	ANGEL GARCIA JR REP*25TH STATE ASSEMBLY	BEN GILMORE REP*25TH STATE ASSEMBLY	JACK L SKILLICORN REP*28TH STATE ASSEMBLY	ERIC SEASTRAND REP*29TH STATE ASSEMBLY							
METZ 2	MBP	2	1	50.0%	0	0	0	1							
METZ 4	MBP	0	0	0.0%	0	0	0	0							
METZ 5	MBP	17	12	70.5%	10	10	0	0							
ORD 1	MBP	51	16	31.3%	15	10	0	15							
ORD 4	MBP	0	0	0.0%	0	0	0	0							
PARAISO 2	MBP	17	10	58.8%	5	9	0	0							
PRIEST VALLEY	MBP	10	9	90.0%	0	0	0	9							
RANCHO 1	MBP	29	19	65.5%	13	0	0	17							
RANCHO 2	MBP	7	5	71.4%	5	0	0	5							
RANCHO 3	MBP	0	0	0.0%	0	0	0	0							
RIVERSIDE 1	MBP	3	2	66.6%	2	2	0	0							
TULARCITOS 2	MBP	4	3	75.0%	0	0	0	2							
TULARCITOS 3	MBP	5	1	20.0%	0	0	0	0							
VALLETON	MBP	10	5	50.0%	0	0	0	5							
VINEYARD	MBP	24	13	54.1%	0	0	0	13							
BEACH 1	MBP	0	0	0.0%	0	0	0	0							
DEL MONTE 4	MBP	0	0	0.0%	0	0	0	0							
MONTEREY 9	MBP	17	8	47.0%	5	0	4	0							
SEASIDE 9	MBP	94	18	19.1%	14	0	0	17							
LOS LAURELES 1	MBP	31	19	61.2%	18	0	0	17							
LOS LAURELES 2	MBP	0	0	0.0%	0	0	0	0							
LOS LAURELES 3	MBP	1	0	0.0%	0	0	0	0							
MONTEREY 10	MBP	74	25	33.7%	20	0	20	0							
MONTEREY 18	MBP	283	156	55.1%	128	0	128	0							
ORD 2	MBP	0	0	0.0%	0	0	0	0							
ORD 3	MBP	0	0	0.0%	0	0	0	0							
ORD 5	MBP	0	0	0.0%	0	0	0	0							
PARAISO 1	MBP	0	0	0.0%	0	0	0	0							
ARROYO SECO 2	MBP	0	0	0.0%	0	0	0	0							
PLEYTO 2	MBP	0	0	0.0%	0	0	0	0							
SAN ANTONIO 2	MBP	0	0	0.0%	0	0	0	0							
SEASIDE 10	MBP	504	143	28.3%	122	0	0	124							
FORO 6	MBP	37	27	72.9%	21	0	0	26							
**** TOTALS ****		46839	24856	53.0%	16580	1948	5541	8448	5040						

OFFICIAL STATEMENT OF VOTES CAST PRIMARY ELECTION HELD JUNE 7, 1988 MONTEREY COUNTY

*** AMERICAN INDEPENDENT PARTY ***

PAGE NUMBER 004.001.001
Monterey County

Registrar
of Voters

Ross J.
Underwood

Presidential
Primary
June 7, 1988

	REGISTERED VOTERS	TURNOUT	TURNOUT PERCENTAGE	JAMES PRESIDENTIAL PREFER	JAMES PRESIDENTIAL PREFER	** NO CONVENTION DELEGATES *	MERTON SENATOR	** NO CANDIDATE FILED **	** NO CANDIDATE FILED **	** NO CANDIDATE FILED **	** NO CANDIDATE FILED **	** NO CANDIDATE FILED **
AV AROMAS	0	3	0.0%	1	0	0	2	0	0	0	0	0
001 AROMAS	24	4	16.6%	0	0	0	0	0	0	0	0	0
AV BLACKIE	0	0	0.0%	0	0	0	0	0	0	0	0	0
002 BLACKIE	4	1	25.0%	0	0	0	0	0	0	0	0	0
AV CASTROVILLE 1	0	0	0.0%	0	0	0	0	0	0	0	0	0
003 CASTROVILLE 1	10	4	40.0%	0	3	0	4	0	0	0	0	0
AV CASTROVILLE 2	0	0	0.0%	0	0	0	0	0	0	0	0	0
004 CASTROVILLE 2	10	2	20.0%	0	0	0	1	0	0	0	0	0
AV CASTROVILLE 5	0	0	0.0%	0	0	0	0	0	0	0	0	0
005 CASTROVILLE 5	2	1	50.0%	0	0	0	0	0	0	0	0	0
AV EL CAMINO	0	0	0.0%	0	0	0	0	0	0	0	0	0
006 EL CAMINO	3	1	33.3%	0	1	0	1	0	0	0	0	0
AV ELKHORN 1	0	0	0.0%	0	0	0	0	0	0	0	0	0
007 ELKHORN 1	0	0	0.0%	0	0	0	0	0	0	0	0	0
AV ELKHORN 2	0	0	0.0%	0	0	0	0	0	0	0	0	0
008 ELKHORN 2	0	0	0.0%	0	0	0	0	0	0	0	0	0
AV ELKHORN 3	0	0	0.0%	0	0	0	0	0	0	0	0	0
009 ELKHORN 3	10	4	40.0%	0	1	0	3	0	0	0	0	0
AV LAKE 1	0	0	0.0%	0	0	0	0	0	0	0	0	0
010 LAKE 1	10	4	25.0%	0	0	0	0	0	0	0	0	0
AV LAKE 2	0	0	0.0%	0	0	0	0	0	0	0	0	0
011 LAKE 2	13	4	30.7%	0	0	0	2	0	0	0	0	0
AV LAKE 3	0	0	0.0%	0	0	0	0	0	0	0	0	0
012 LAKE 3	0	0	0.0%	0	0	0	0	0	0	0	0	0
AV NATIVIDAD 2	0	0	0.0%	0	0	0	0	0	0	0	0	0
013 NATIVIDAD 2	0	0	0.0%	0	0	0	0	0	0	0	0	0
AV NATIVIDAD 3	0	0	0.0%	0	0	0	0	0	0	0	0	0
014 NATIVIDAD 3	0	0	0.0%	0	0	0	0	0	0	0	0	0
AV OAK HILLS 1	0	0	0.0%	0	0	0	0	0	0	0	0	0
015 OAK HILLS 1	14	4	28.5%	0	1	0	2	0	0	0	0	0
AV OAK HILLS 2	0	0	0.0%	0	0	0	0	0	0	0	0	0
016 OAK HILLS 2	0	0	0.0%	0	0	0	0	0	0	0	0	0
AV PAJARO 1	0	0	0.0%	0	0	0	0	0	0	0	0	0
017 PAJARO 1	11	3	27.2%	0	1	0	2	0	0	0	0	0
AV PAJARO 2	0	0	0.0%	0	0	0	0	0	0	0	0	0
018 PAJARO 2	10	0	0.0%	0	0	0	0	0	0	0	0	0
AV PAJARO 3	0	0	0.0%	0	0	0	0	0	0	0	0	0
019 PAJARO 3	11	3	27.2%	0	1	0	2	0	0	0	0	0
AV PAJARO 4	0	0	0.0%	0	0	0	0	0	0	0	0	0
020 PAJARO 4	0	0	0.0%	0	0	0	0	0	0	0	0	0
AV PRUNEDALE 1	0	0	0.0%	0	0	0	0	0	0	0	0	0
021 PRUNEDALE 1	0	0	0.0%	0	0	0	0	0	0	0	0	0
AV PRUNEDALE 2	0	0	0.0%	0	0	0	0	0	0	0	0	0
022 PRUNEDALE 2	22	6	27.2%	0	1	0	2	0	0	0	0	0
AV PRUNEDALE 3	0	0	0.0%	0	0	0	0	0	0	0	0	0
023 PRUNEDALE 3	0	0	0.0%	0	0	0	0	0	0	0	0	0
AV SALINAS 1	0	0	0.0%	0	0	0	0	0	0	0	0	0
024 SALINAS 1	22	8	36.3%	1	1	0	4	0	0	0	0	0

OFFICIAL STATEMENT OF VOTES CAST PRIMARY ELECTION HELD JUNE 7, 1988 MONTEREY COUNTY

*** AMERICAN INDEPENDENT PARTY ***

PAGE NUMBER 004.002.001
Monterey County

Registrar
of Voters

Ross J.
Underwood

Presidential
Primary
June 7, 1988

	REGISTERED VOTERS	TURNOUT	TURNOUT PERCENTAGE	JAMES AIP** PRESIDENTIAL PREFER	JAMES AIP** PRESIDENTIAL PREFER	** NO AIP** CONVENTION DELEGATES	MERTON AIP** SENATOR	** NO AIP** CANDIDATE FILED	** NO AIP** CANDIDATE FILED	** NO AIP** CANDIDATE ASSEMBLY	** NO AIP** CANDIDATE ASSEMBLY	** NO AIP** CANDIDATE ASSEMBLY
AV SALINAS 2	0	0	0.0%	0	0	0	0	0	0	0	0	0
025 SALINAS 2	38	4	10.5%	1	0	0	2	0	0	0	0	0
AV SALINAS 3	0	0	0.0%	0	0	0	0	0	0	0	0	0
026 SALINAS 3	21	4	19.0%	0	0	0	0	0	0	0	0	0
AV SALINAS 4	0	0	0.0%	0	0	0	0	0	0	0	0	0
027 SALINAS 4	11	3	27.2%	1	1	0	2	0	0	0	0	0
AV SALINAS 5	0	0	0.0%	0	0	0	0	0	0	0	0	0
028 SALINAS 5	8	1	12.5%	0	1	0	0	0	0	0	0	0
AV SALINAS 6	0	0	0.0%	0	0	0	0	0	0	0	0	0
029 SALINAS 6	9	3	33.3%	0	2	0	2	0	0	0	0	0
AV SALINAS 7	0	0	0.0%	0	0	0	0	0	0	0	0	0
030 SALINAS 7	4	1	25.0%	0	0	0	0	0	0	0	0	0
AV SALINAS 8	0	0	0.0%	0	0	0	0	0	0	0	0	0
031 SALINAS 8	13	3	23.0%	1	0	0	1	0	0	0	0	0
AV SALINAS 9/10	0	0	0.0%	0	0	0	0	0	0	0	0	0
032 SALINAS 9/10	11	0	0.0%	0	0	0	0	0	0	0	0	0
AV SALINAS 11	0	0	0.0%	0	0	0	0	0	0	0	0	0
033 SALINAS 11	14	6	42.8%	0	3	0	4	0	0	0	0	0
AV SALINAS 12	0	0	0.0%	0	0	0	0	0	0	0	0	0
034 SALINAS 12	19	8	42.1%	2	4	0	5	0	0	0	0	0
AV SALINAS 13	0	0	0.0%	0	0	0	0	0	0	0	0	0
035 SALINAS 13	14	1	7.1%	0	0	0	0	0	0	0	0	0
AV SALINAS 14	0	0	0.0%	0	0	0	0	0	0	0	0	0
036 SALINAS 14	4	1	25.0%	0	0	0	0	0	0	0	0	0
AV SANTA RITA 1	0	0	0.0%	0	0	0	0	0	0	0	0	0
037 SANTA RITA 1	1	0	0.0%	0	0	0	0	0	0	0	0	0
AV SANTA RITA 2	0	0	0.0%	0	0	0	0	0	0	0	0	0
038 SANTA RITA 2	7	0	0.0%	0	0	0	0	0	0	0	0	0
AV ALISAL 1	0	0	0.0%	0	0	0	0	0	0	0	0	0
039 ALISAL 1	2	0	0.0%	0	0	0	0	0	0	0	0	0
AV BORONDA 1	0	0	0.0%	0	0	0	0	0	0	0	0	0
040 BORONDA 1	4	2	50.0%	0	0	0	0	0	0	0	0	0
AV SALINAS 16	0	0	0.0%	0	0	0	0	0	0	0	0	0
041 SALINAS 16	21	7	33.3%	1	3	0	4	0	0	0	0	0
AV SALINAS 17	0	0	0.0%	0	0	0	0	0	0	0	0	0
042 SALINAS 17	20	1	5.0%	0	0	0	1	0	0	0	0	0
AV SALINAS 18	0	0	0.0%	0	0	0	0	0	0	0	0	0
043 SALINAS 18	12	1	8.3%	0	1	0	0	0	0	0	0	0
AV SALINAS 19	0	0	0.0%	0	0	0	0	0	0	0	0	0
044 SALINAS 19	5	2	40.0%	2	0	0	1	0	0	0	0	0
AV SALINAS 20	0	0	0.0%	0	0	0	0	0	0	0	0	0
045 SALINAS 20	6	0	0.0%	0	0	0	0	0	0	0	0	0
AV SALINAS 21	0	0	0.0%	0	0	0	0	0	0	0	0	0
046 SALINAS 21	14	2	14.2%	1	1	0	1	0	0	0	0	0
AV SALINAS 22	0	0	0.0%	0	0	0	0	0	0	0	0	0
047 SALINAS 22	7	1	14.2%	0	0	0	0	0	0	0	0	0
AV SALINAS 23	0	0	0.0%	0	0	0	0	0	0	0	0	0
048 SALINAS 23	7	2	28.5%	1	0	0	1	0	0	0	0	0

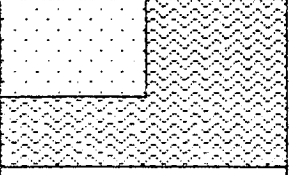
OFFICIAL STATEMENT OF VOTES CAST PRIMARY ELECTION HELD JUNE 7, 1988 MONTEREY COUNTY

*** AMERICAN INDEPENDENT PARTY ***

PAGE NUMBER 004.004.001
Monterey County

Registrar
of Voters

Ross J.
Underwood



Presidential
Primary
June 7, 1988

	REGISTERED VOTERS	TURNOUT	TURNOUT PERCENTAGE	JAMES BOGRITZ PREFER	JAMES GRIFFIN PREFER	** NO DELEGATION DELEGATES *	MERTON SHORT	** NO CANDIDATE FILED **	** NO CANDIDATE FILED **	** NO CANDIDATE FILED **	** NO CANDIDATE FILED **	** NO CANDIDATE FILED **
AV MARINA 2	0	0	0.0%	0	0	0	0	0	0	0	0	0
073 MARINA 2	11	11	9.0%	0	1	0	1	0	0	0	0	0
AV MARINA 3	0	0	0.0%	0	0	0	0	0	0	0	0	0
074 MARINA 3	10	4	40.0%	0	1	0	1	0	0	0	0	0
AV MARINA 4	0	0	0.0%	0	0	0	0	0	0	0	0	0
075 MARINA 4	16	3	18.7%	0	0	0	0	0	0	0	0	0
AV MARINA 5	0	0	0.0%	0	0	0	0	0	0	0	0	0
076 MARINA 5	33	3	9.0%	2	0	0	2	0	0	0	0	0
AV MARINA 6	0	0	0.0%	0	0	0	0	0	0	0	0	0
077 MARINA 6	18	5	27.7%	0	2	0	3	0	0	0	0	0
AV MARINA 7	0	0	0.0%	0	0	0	0	0	0	0	0	0
078 MARINA 7	21	7	33.3%	0	3	0	3	0	0	0	0	0
AV METZ 1	0	0	0.0%	0	0	0	0	0	0	0	0	0
079 METZ 1	0	0	0.0%	0	0	0	0	0	0	0	0	0
AV METZ 3	0	0	0.0%	0	0	0	0	0	0	0	0	0
080 METZ 3	6	3	50.0%	0	2	0	1	0	0	0	0	0
AV MISSION	0	0	0.0%	0	0	0	0	0	0	0	0	0
081 MISSION	2	1	50.0%	0	0	0	0	0	0	0	0	0
AV PARKFIELD	0	0	0.0%	0	0	0	0	0	0	0	0	0
082 PARKFIELD	0	0	0.0%	0	0	0	0	0	0	0	0	0
AV PLEYTO 1	0	0	0.0%	0	0	0	0	0	0	0	0	0
083 PLEYTO 1	1	0	0.0%	0	0	0	0	0	0	0	0	0
AV RINCON	0	0	0.0%	0	0	0	0	0	0	0	0	0
084 RINCON	1	0	0.0%	0	0	0	0	0	0	0	0	0
AV RIVERSIDE 2	0	0	0.0%	0	0	0	0	0	0	0	0	0
085 RIVERSIDE 2	11	1	9.0%	0	0	0	0	0	0	0	0	0
AV SAN ANTONIO 1	0	0	0.0%	0	0	0	0	0	0	0	0	0
086 SAN ANTONIO 1	11	5	45.4%	0	3	0	2	0	0	0	0	0
AV SAN ARDO	0	0	0.0%	0	0	0	0	0	0	0	0	0
087 SAN ARDO	1	2	28.5%	1	0	0	0	0	0	0	0	0
AV SAN LUCAS	0	0	0.0%	0	0	0	0	0	0	0	0	0
088 SAN LUCAS	0	0	0.0%	0	0	0	0	0	0	0	0	0
AV SAN VICENTE	0	0	0.0%	0	0	0	0	0	0	0	0	0
089 SAN VICENTE	0	0	0.0%	0	0	0	0	0	0	0	0	0
AV SOLEDAD 1	0	0	0.0%	0	0	0	0	0	0	0	0	0
090 SOLEDAD 1	0	0	0.0%	0	0	0	0	0	0	0	0	0
AV SOLEDAD 2	0	0	0.0%	0	0	0	0	0	0	0	0	0
091 SOLEDAD 2	14	3	21.4%	0	2	0	2	0	0	0	0	0
AV SPRECKELS 1	0	0	0.0%	0	0	0	0	0	0	0	0	0
092 SPRECKELS 1	0	0	0.0%	0	0	0	0	0	0	0	0	0
AV DEL REY OAKS	0	0	0.0%	0	0	0	0	0	0	0	0	0
093 DEL REY OAKS	13	2	15.3%	0	0	0	1	0	0	0	0	0
AV MONTEREY 1	0	0	0.0%	0	0	0	0	0	0	0	0	0
094 MONTEREY 1	15	3	20.0%	1	0	0	1	0	0	0	0	0
AV MONTEREY 2	0	0	0.0%	0	0	0	0	0	0	0	0	0
095 MONTEREY 2	6	1	16.6%	0	0	0	0	0	0	0	0	0
AV MONTEREY 3	0	0	0.0%	0	0	0	0	0	0	0	0	0
096 MONTEREY 3	23	4	17.3%	0	3	0	3	0	0	0	0	0

OFFICIAL STATEMENT OF VOTES CAST PRIMARY ELECTION HELD JUNE 7, 1988 MONTEREY COUNTY

*** AMERICAN INDEPENDENT PARTY ***

PAGE NUMBER 004.008.001
Monterey County

Registrar
of Voters

Ross J.
Underwood

Presidential
Primary
June 7, 1988

	REGISTERED VOTERS	TURNOUT	TURNOUT PERCENTAGE	JAMES AIPPRESIDENTIAL PREFER	JAMES AIPPRESIDENTIAL PREFER	**NO AIPP CONVENTION DELEGATES	MERTON AIPPUS SENATOR	**NO AIPP 16TH CONGRESSIONAL CANDIDATE FILED	**NO AIPP 17TH STATE SENATE FILED	**NO AIPP 25TH STATE ASSEMBLY FILED	**NO AIPP 28TH STATE ASSEMBLY FILED	**NO AIPP 29TH STATE ASSEMBLY FILED
AV POINT LOBOS 7	0	0	0.0%	0	0	0	0	0	0	0	0	0
169 POINT LOBOS 7	3	1	33.3%	0	1	0	1	0	0	0	0	0
AV SUR	0	0	0.0%	0	0	0	0	0	0	0	0	0
170 SUR	7	2	28.5%	0	1	0	2	0	0	0	0	0
AV TORO 1	0	0	0.0%	0	0	0	0	0	0	0	0	0
171 TORO 1	4	1	25.0%	0	0	0	0	0	0	0	0	0
AV TORO 2	0	0	0.0%	0	0	0	0	0	0	0	0	0
172 TORO 2	4	2	50.0%	0	2	0	2	0	0	0	0	0
AV TORO 3	0	0	0.0%	0	0	0	0	0	0	0	0	0
173 TORO 3	10	4	40.0%	0	1	0	0	0	0	0	0	0
AV TORO 4	0	0	0.0%	0	0	0	0	0	0	0	0	0
174 TORO 4	12	0	0.0%	0	0	0	0	0	0	0	0	0
AV TORO 5	0	0	0.0%	0	0	0	0	0	0	0	0	0
175 TORO 5	3	0	0.0%	0	0	0	0	0	0	0	0	0
AV TULARCITOS 1	0	0	0.0%	0	0	0	0	0	0	0	0	0
176 TULARCITOS 1	5	0	0.0%	0	0	0	0	0	0	0	0	0
BLANCO 1	MBP	0	0.0%	0	0	0	0	0	0	0	0	0
CASTROVILLE 3	MBP	0	0.0%	0	0	0	0	0	0	0	0	0
CASTROVILLE 4	MBP	0	0.0%	0	0	0	0	0	0	0	0	0
COOPER	MBP	0	0.0%	0	0	0	0	0	0	0	0	0
EL TOUCHO 1	MBP	0	0.0%	0	0	0	0	0	0	0	0	0
EL TOUCHO 4	MBP	0	0.0%	0	0	0	0	0	0	0	0	0
GRAVES 1	MBP	0	0.0%	0	0	0	0	0	0	0	0	0
NATIVIDAD 1	MBP	4	0.0%	0	0	0	0	0	0	0	0	0
NATIVIDAD 4	MBP	0	0.0%	0	0	0	0	0	0	0	0	0
SALINAS 15	MBP	0	0.0%	0	0	0	0	0	0	0	0	0
SAN BENITO	MBP	1	100.0%	0	0	0	0	0	0	0	0	0
BLANCO 2	MBP	0	0.0%	0	0	0	0	0	0	0	0	0
BORONDA 2	MBP	0	0.0%	0	0	0	0	0	0	0	0	0
SALINAS 41	MBP	4	0.0%	0	0	0	0	0	0	0	0	0
SALINAS 42	MBP	0	0.0%	0	0	0	0	0	0	0	0	0
SALINAS 43	MBP	0	0.0%	0	0	0	0	0	0	0	0	0
SALINAS 44	MBP	2	50.0%	0	1	0	1	0	0	0	0	0
SPRECKELS 2	MBP	0	0.0%	0	0	0	0	0	0	0	0	0
ALISAL 2	MBP	2	0.0%	0	0	0	0	0	0	0	0	0
ALISAL 3	MBP	0	0.0%	0	0	0	0	0	0	0	0	0
ARROYO SECO	MBP	4	50.0%	0	2	0	2	0	0	0	0	0
BEACH 2	MBP	0	0.0%	0	0	0	0	0	0	0	0	0
BLANCO 3	MBP	1	0.0%	0	0	0	0	0	0	0	0	0
BORONDA 3	MBP	0	0.0%	0	0	0	0	0	0	0	0	0
BUENA VISTA 2	MBP	0	0.0%	0	0	0	0	0	0	0	0	0
GRAVES 2	MBP	0	0.0%	0	0	0	0	0	0	0	0	0
INDEPENDENCE	MBP	0	0.0%	0	0	0	0	0	0	0	0	0
MARINA 1	MBP	0	0.0%	0	0	0	0	0	0	0	0	0
MARINA 8	MBP	0	0.0%	0	0	0	0	0	0	0	0	0
MARINA 9	MBP	0	0.0%	0	0	0	0	0	0	0	0	0
MARINA 10	MBP	0	0.0%	0	0	0	0	0	0	0	0	0
MARINA 11	MBP	11	9.0%	0	1	0	1	0	0	0	0	0

OFFICIAL STATEMENT OF VOTES CAST PRIMARY ELECTION HELD JUNE 7, 1988 MONTEREY COUNTY
 *** AMERICAN INDEPENDENT PARTY ***

PAGE NUMBER 004,009.001
 Monterey County
 Registrar
 of Voters
 Ross J.
 Underwood

Presidential
 Primary
 June 7, 1988

		REGISTERED VOTERS	TURNOUT	TURNOUT PERCENTAGE	JAMES "BO" GRITZ AIP* PRESIDENTIAL PREFER	JAMES C GRIFFIN AIP* PRESIDENTIAL PREFER	** NO DELEGATION AIP* CONVENTION DELEGATES *	MERTON D SHORR AIP* US SENATOR	** NO CANDIDATE AIP* 16TH CONGRESSIONAL **	** NO CANDIDATE AIP* 17TH STATE SENATE **	** NO CANDIDATE AIP* 25TH STATE ASSEMBLY **	** NO CANDIDATE AIP* 28TH STATE ASSEMBLY **	** NO CANDIDATE AIP* 29TH STATE ASSEMBLY **
METZ 2	MBP	0	0	0.0%	0	0	0	0	0	0	0	0	0
METZ 4	MBP	0	0	0.0%	0	0	0	0	0	0	0	0	0
METZ 5	MBP	0	0	0.0%	0	0	0	0	0	0	0	0	0
ORD 1	MBP	5	0	0.0%	0	0	0	0	0	0	0	0	0
ORD 4	MBP	0	0	0.0%	0	0	0	0	0	0	0	0	0
PARAISO 2	MBP	2	1	50.0%	0	0	0	0	0	0	0	0	0
PRIEST VALLEY	MBP	1	1	100.0%	0	1	0	0	0	0	0	0	0
RANCHO 1	MBP	0	0	0.0%	0	0	0	0	0	0	0	0	0
RANCHO 2	MBP	0	0	0.0%	0	0	0	0	0	0	0	0	0
RANCHO 3	MBP	0	0	0.0%	0	0	0	0	0	0	0	0	0
RIVERSIDE 1	MBP	0	0	0.0%	0	0	0	0	0	0	0	0	0
TULARCITOS 2	MBP	0	0	0.0%	0	0	0	0	0	0	0	0	0
TULARCITOS 3	MBP	0	0	0.0%	0	0	0	0	0	0	0	0	0
VALLETON	MBP	0	0	0.0%	0	0	0	0	0	0	0	0	0
VINEYARD	MBP	0	0	0.0%	0	0	0	0	0	0	0	0	0
BEACH 1	MBP	0	0	0.0%	0	0	0	0	0	0	0	0	0
DEL MONTE 4	MBP	0	0	0.0%	0	0	0	0	0	0	0	0	0
MONTEREY 9	MBP	0	0	0.0%	0	0	0	0	0	0	0	0	0
SEASIDE 9	MBP	7	0	0.0%	0	0	0	0	0	0	0	0	0
LOS LAURELES 1	MBP	1	1	100.0%	0	0	0	0	0	0	0	0	0
LOS LAURELES 2	MBP	0	0	0.0%	0	0	0	0	0	0	0	0	0
LOS LAURELES 3	MBP	0	0	0.0%	0	0	0	0	0	0	0	0	0
MONTEREY 10	MBP	1	0	0.0%	0	0	0	0	0	0	0	0	0
MONTEREY 18	MBP	3	1	33.3%	0	1	0	0	0	0	0	0	0
ORD 2	MBP	0	0	0.0%	0	0	0	0	0	0	0	0	0
ORD 3	MBP	0	0	0.0%	0	0	0	0	0	0	0	0	0
ORD 5	MBP	0	0	0.0%	0	0	0	0	0	0	0	0	0
PARAISO 1	MBP	0	0	0.0%	0	0	0	0	0	0	0	0	0
ARROYO SECO 2	MBP	0	0	0.0%	0	0	0	0	0	0	0	0	0
PLEYTO 2	MBP	0	0	0.0%	0	0	0	0	0	0	0	0	0
SAN ANTONIO 2	MBP	0	0	0.0%	0	0	0	0	0	0	0	0	0
SEASIDE 10	MBP	26	0	0.0%	0	0	0	0	0	0	0	0	0
TORO 6	MBP	0	0	0.0%	0	0	0	0	0	0	0	0	0
**** TOTALS ****		1770	398	22.4%	61	94	0	175	0	0	0	0	0

SUMMARY

OFFICIAL STATEMENT OF VOTES CAST PRIMARY ELECTION HELD JUNE 7, 1988 MONTEREY COUNTY
 *** AMERICAN INDEPENDENT PARTY ***

PAGE NUMBER 004.901.001 Monterey County Registrar of Voters <hr/> Ross J. Underwood <hr/> Presidential Primary June 7, 1988	REGISTERED VOTERS	TURNOUT	TURNOUT PERCENTAGE		JAMES "BO" GRITZ AIP* PRESIDENTIAL PREFER	JAMES GRIFFIN AIP* PRESIDENTIAL PREFER	** NO DELEGATION FILED AIP* CONVENTION DELEGATES *		MERTON D SHORT AIP* US SENATOR		** NO CANDIDATE FILED AIP* 16TH CONGRESSIONAL **	** NO CANDIDATE FILED AIP* 17TH STATE SENATE **	** NO CANDIDATE FILED AIP* 25TH STATE ASSEMBLY **	** NO CANDIDATE FILED AIP* 28TH STATE ASSEMBLY **	** NO CANDIDATE FILED AIP* 29TH STATE ASSEMBLY **
14TH STATE SENATE	173	38	21.9%		8	7	0		14		0	0	0	0	0
17TH STATE SENATE	1597	360	22.5%		53	87	0		161		0	0	0	0	0
TOTAL STATE SENATE TOTALS INCLUDE AV VOTE	1770	398	22.4%		61	94	0		175		0	0	0	0	0
25TH STATE ASSEMBLY	661	156	23.6%		24	43	0		72		0	0	0	0	0
28TH STATE ASSEMBLY	821	189	23.0%		28	40	0		84		0	0	0	0	0
29TH STATE ASSEMBLY	288	53	18.4%		9	11	0		19		0	0	0	0	0
TOTAL STATE ASSEMBLY TOTALS INCLUDE AV VOTE	1770	398	22.4%		61	94	0		175		0	0	0	0	0
1ST SUPERVISORIAL DIST	411	102	24.8%		15	23	0		48		0	0	0	0	0
2ND SUPERVISORIAL DIST	276	65	23.5%		9	21	0		33		0	0	0	0	0
3RD SUPERVISORIAL DIST	290	59	20.3%		8	19	0		23		0	0	0	0	0
4TH SUPERVISORIAL DIST	430	96	22.3%		17	21	0		44		0	0	0	0	0
5TH SUPERVISORIAL DIST	363	76	20.9%		12	10	0		27		0	0	0	0	0
TOTAL SUPERVISOR DIST TOTALS INCLUDE AV VOTE	1770	398	22.4%		61	94	0		175		0	0	0	0	0
CARMEL	56	7	12.5%		0	3	0		5		0	0	0	0	0
DEL REY OAKS	13	2	15.3%		0	0	0		1		0	0	0	0	0
GONZALES	18	3	16.6%		0	0	0		0		0	0	0	0	0
GREENFIELD	21	6	28.5%		1	2	0		3		0	0	0	0	0
KING CITY	24	3	12.5%		0	1	0		2		0	0	0	0	0
MARINA	120	25	20.8%		2	8	0		11		0	0	0	0	0
MONTEREY	198	46	23.2%		9	6	0		17		0	0	0	0	0
PACIFIC GROVE	131	34	25.9%		5	8	0		14		0	0	0	0	0
SALINAS	458	108	23.5%		15	33	0		53		0	0	0	0	0
SAND CITY	1	1	100.0%		1	0	0		1		0	0	0	0	0
SEASIDE	180	28	15.5%		7	9	0		17		0	0	0	0	0
SOLEDAD	20	3	15.0%		2	1	0		2		0	0	0	0	0
UNINCORPORATED AREA	530	132	24.9%		19	23	0		49		0	0	0	0	0
TOTAL CITY VOTE TOTALS INCLUDE AV VOTES	1770	398	22.4%		61	94	0		175		0	0	0	0	0
VOTE AT THE POLLS	1770	360	20.3%		53	92	0		162		0	0	0	0	0
VOTE BY ABSENTEE BALLOT	0	38	0.0%		8	2	0		13		0	0	0	0	0
** T O T A L V O T E **	1770	398	22.4%		61	94	0		175		0	0	0	0	0

OFFICIAL STATEMENT OF VOTES CAST PRIMARY ELECTION HELD JUNE 7, 1988 MONTEREY COUNTY

*** PEACE & FREEDOM PARTY ***

PAGE NUMBER 005.002.001
Monterey County

Registrar
of Voters

Ross J.
Underwood

Presidential
Primary
June 7, 1988

	REGISTERED VOTERS	TURNOUT	TURNOUT PERCENTAGE	P&F* WILLIAM KENOYER PRESIDENTIAL PREFER	P&F* LARRY HOLMES PRESIDENTIAL PREFER	P&F* AL HAMBURG PRESIDENTIAL PREFER	P&F* LENOIRA B FULANI PRESIDENTIAL PREFER	P&F* HERB LEWIN PRESIDENTIAL PREFER	P&F* SHIRLEY ISAACSON PRESIDENTIAL PREFER	P&F* NO DELEGATION FILED * CONVENTION DELEGATES	P&F* M ELIZABETH MUNOZ SENATOR	P&F* G LORIA GARCIA SENATOR
AV SALINAS 2	0	0	0.0%	0	0	0	0	0	0	0	0	0
025 SALINAS 2	7	0	0.0%	0	0	0	0	0	0	0	0	0
AV SALINAS 3	0	0	0.0%	0	0	0	0	0	0	0	0	0
026 SALINAS 3	5	1	20.0%	0	0	0	1	0	0	0	0	0
AV SALINAS 4	0	1	0.0%	0	0	0	1	0	0	0	0	0
027 SALINAS 4	3	1	33.3%	0	0	0	0	0	0	0	0	0
AV SALINAS 5	0	0	0.0%	0	0	0	0	0	0	0	0	0
028 SALINAS 5	2	0	0.0%	0	0	0	0	0	0	0	0	0
AV SALINAS 6	0	0	0.0%	0	0	0	0	0	0	0	0	0
029 SALINAS 6	0	0	0.0%	0	0	0	0	0	0	0	0	0
AV SALINAS 7	0	0	0.0%	0	0	0	0	0	0	0	0	0
030 SALINAS 7	4	2	50.0%	0	0	0	0	0	1	0	0	1
AV SALINAS 8	0	0	0.0%	0	0	0	0	0	0	0	0	0
031 SALINAS 8	5	0	0.0%	0	0	0	0	0	0	0	0	0
AV SALINAS 9/10	0	0	0.0%	0	0	0	0	0	0	0	0	0
032 SALINAS 9/10	5	0	0.0%	0	0	0	0	0	0	0	0	0
AV SALINAS 11	0	0	0.0%	0	0	0	0	0	0	0	0	0
033 SALINAS 11	3	0	0.0%	0	0	0	0	0	0	0	0	0
AV SALINAS 12	0	0	0.0%	0	0	0	0	0	0	0	0	0
034 SALINAS 12	4	0	0.0%	0	0	0	0	0	0	0	0	0
AV SALINAS 13	0	0	0.0%	0	0	0	0	0	0	0	0	0
035 SALINAS 13	2	0	0.0%	0	0	0	0	0	0	0	0	0
AV SALINAS 14	0	0	0.0%	0	0	0	0	0	0	0	0	0
036 SALINAS 14	0	0	0.0%	0	0	0	0	0	0	0	0	0
AV SANTA RITA 1	0	0	0.0%	0	0	0	0	0	0	0	0	0
037 SANTA RITA 1	0	0	0.0%	0	0	0	0	0	0	0	0	0
AV SANTA RITA 2	0	0	0.0%	0	0	0	0	0	0	0	0	0
038 SANTA RITA 2	3	0	0.0%	0	0	0	0	0	0	0	0	0
AV ALISAL 1	0	0	0.0%	0	0	0	0	0	0	0	0	0
039 ALISAL 1	1	0	0.0%	0	0	0	0	0	0	0	0	0
AV BORONDA 1	0	0	0.0%	0	0	0	0	0	0	0	0	0
040 BORONDA 1	1	0	0.0%	0	0	0	0	0	0	0	0	0
AV SALINAS 16	0	0	0.0%	0	0	0	0	0	0	0	0	0
041 SALINAS 16	4	0	0.0%	0	0	0	0	0	0	0	0	0
AV SALINAS 17	0	0	0.0%	0	0	0	0	0	0	0	0	0
042 SALINAS 17	7	2	28.5%	0	0	0	1	0	1	0	1	1
AV SALINAS 18	0	0	0.0%	0	0	0	0	0	0	0	0	0
043 SALINAS 18	1	0	0.0%	0	0	0	0	0	0	0	0	0
AV SALINAS 19	0	0	0.0%	0	0	0	0	0	0	0	0	0
044 SALINAS 19	0	0	0.0%	0	0	0	0	0	0	0	0	0
AV SALINAS 20	0	0	0.0%	0	0	0	0	0	0	0	0	0
045 SALINAS 20	4	0	0.0%	0	0	0	0	0	0	0	0	0
AV SALINAS 21	0	0	0.0%	0	0	0	0	0	0	0	0	0
046 SALINAS 21	4	0	0.0%	0	0	0	0	0	0	0	0	0
AV SALINAS 22	0	1	0.0%	0	0	0	0	0	0	0	0	1
047 SALINAS 22	3	0	0.0%	0	0	0	0	0	0	0	0	0
AV SALINAS 23	0	0	0.0%	0	0	0	0	0	0	0	0	0
048 SALINAS 23	1	1	100.0%	0	0	0	0	1	0	0	0	0

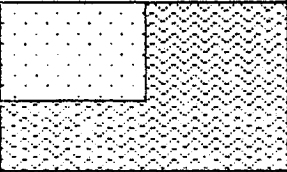
OFFICIAL STATEMENT OF VOTES CAST PRIMARY ELECTION HELD JUNE 7, 1988 MONTEREY COUNTY

*** PEACE & FREEDOM PARTY ***

PAGE NUMBER 005.009.001
Monterey County

Registrar
of Voters

Ross J.
Underwood



Presidential
Primary
June 7, 1988

		REGISTERED VOTERS	TURNOUT	TURNOUT PERCENTAGE	WILLIAM KENOYER P&F* PRESIDENTIAL PREFER	LARRY HOLMES P&F* PRESIDENTIAL PREFER	AL HAMBURG P&F* PRESIDENTIAL PREFER	LENORA B FULANTI P&F* PRESIDENTIAL PREFER	HERB LEWIN P&F* PRESIDENTIAL PREFER	SHIRLEY ISAACSON P&F* PRESIDENTIAL PREFER	* * NO DELEGATION FILED * P&F* CONVENTION DELEGATES	M ELIZABETH MUNOZ P&F* SENATOR	G LORIA GARCIA P&F* SENATOR
METZ 2	MBP	0	0	0.0%	0	0	0	0	0	0	0	0	0
METZ 4	MBP	0	0	0.0%	0	0	0	0	0	0	0	0	0
METZ 5	MBP	0	0	0.0%	0	0	0	0	0	0	0	0	0
ORD 1	MBP	0	0	0.0%	0	0	0	0	0	0	0	0	0
ORD 4	MBP	0	0	0.0%	0	0	0	0	0	0	0	0	0
PARAISO 2	MBP	0	0	0.0%	0	0	0	0	0	0	0	0	0
PRIEST VALLEY	MBP	0	0	0.0%	0	0	0	0	0	0	0	0	0
RANCHO 1	MBP	0	0	0.0%	0	0	0	0	0	0	0	0	0
RANCHO 2	MBP	0	0	0.0%	0	0	0	0	0	0	0	0	0
RANCHO 3	MBP	0	0	0.0%	0	0	0	0	0	0	0	0	0
RIVERSIDE 1	MBP	0	0	0.0%	0	0	0	0	0	0	0	0	0
TULARCITOS 2	MBP	0	0	0.0%	0	0	0	0	0	0	0	0	0
TULARCITOS 3	MBP	0	0	0.0%	0	0	0	0	0	0	0	0	0
VALLETON	MBP	0	0	0.0%	0	0	0	0	0	0	0	0	0
VINEYARD	MBP	0	0	0.0%	0	0	0	0	0	0	0	0	0
BEACH 1	MBP	0	0	0.0%	0	0	0	0	0	0	0	0	0
DEL MONTE 4	MBP	0	0	0.0%	0	0	0	0	0	0	0	0	0
MONTEREY 9	MBP	0	0	0.0%	0	0	0	0	0	0	0	0	0
SEASIDE 9	MBP	0	0	0.0%	0	0	0	0	0	0	0	0	0
LOS LAURELES 1	MBP	1	0	0.0%	0	0	0	0	0	0	0	0	0
LOS LAURELES 2	MBP	0	0	0.0%	0	0	0	0	0	0	0	0	0
LOS LAURELES 3	MBP	0	0	0.0%	0	0	0	0	0	0	0	0	0
MONTEREY 10	MBP	1	0	0.0%	0	0	0	0	0	0	0	0	0
MONTEREY 18	MBP	0	0	0.0%	0	0	0	0	0	0	0	0	0
ORD 2	MBP	0	0	0.0%	0	0	0	0	0	0	0	0	0
ORD 3	MBP	0	0	0.0%	0	0	0	0	0	0	0	0	0
ORD 5	MBP	0	0	0.0%	0	0	0	0	0	0	0	0	0
PARAISO 1	MBP	0	0	0.0%	0	0	0	0	0	0	0	0	0
ARROYO SECO 2	MBP	0	0	0.0%	0	0	0	0	0	0	0	0	0
PLEYTO 2	MBP	0	0	0.0%	0	0	0	0	0	0	0	0	0
SAN ANTONIO 2	MBP	0	0	0.0%	0	0	0	0	0	0	0	0	0
SEASIDE 10	MBP	0	0	0.0%	0	0	0	0	0	0	0	0	0
TORO 6	MBP	0	0	0.0%	0	0	0	0	0	0	0	0	0
**** TOTALS ****		483	79	16.3%	3	10	4	20	9	6	0	36	24

SUMMARY

OFFICIAL STATEMENT OF VOTES CAST PRIMARY ELECTION HELD JUNE 7, 1988 MONTEREY COUNTY

*** PEACE & FREEDOM PARTY ***

PAGE NUMBER 005.901.001
 Monterey County
 Registrar
 of Voters
 Ross J.
 Underwood

Presidential
 Primary
 June 7, 1988

	REGIS- TERED VOTERS	TURN- OUT	TURN- OUT PER- CENTAGE	WIL- LIA KEN- NEDYER P&F* PRESI- DENTI- AL PREF- ER	LARRY HOLMES P&F* PRESI- DENTI- AL PREF- ER	AL HAMBURG P&F* PRESI- DENTI- AL PREF- ER	LENO- RA FULANI P&F* PRESI- DENTI- AL PREF- ER	HERB LEWIN P&F* PRESI- DENTI- AL PREF- ER	SHIR- LEY ISAAC- SON P&F* PRESI- DENTI- AL PREF- ER	** NO DELE- GATION FILED * P&F* CON- VENTION DELE- GATES	M ELI- ZABETH MUNOZ P&F* US SEN- ATOR	G LORIA GAR- CIA P&F* US SEN- ATOR
14TH STATE SENATE	49	12	24.4%	1	1	0	2	3	2	0	4	4
17TH STATE SENATE	434	67	15.4%	2	9	4	18	6	4	0	32	20
TOTAL STATE SENATE TOTALS INCLUDE AV VOTE	483	79	16.3%	3	10	4	20	9	6	0	36	24
25TH STATE ASSEMBLY	195	26	13.3%	2	4	2	4	3	3	0	12	9
28TH STATE ASSEMBLY	216	39	18.0%	0	4	2	13	3	1	0	18	11
29TH STATE ASSEMBLY	72	14	19.4%	1	2	0	3	3	2	0	6	4
TOTAL STATE ASSEMBLY TOTALS INCLUDE AV VOTE	483	79	16.3%	3	10	4	20	9	6	0	36	24
1ST SUPERVISORIAL DIST	105	16	15.2%	1	0	0	5	2	2	0	8	5
2ND SUPERVISORIAL DIST	95	12	12.6%	0	3	1	1	2	1	0	6	3
3RD SUPERVISORIAL DIST	81	13	16.0%	1	2	1	4	1	0	0	4	5
4TH SUPERVISORIAL DIST	111	23	20.7%	0	4	2	7	2	1	0	12	7
5TH SUPERVISORIAL DIST	91	15	16.4%	1	1	0	3	2	2	0	6	4
TOTAL SUPERVISOR DIST TOTALS INCLUDE AV VOTE	483	79	16.3%	3	10	4	20	9	6	0	36	24
CARMEL	13	3	23.0%	0	0	0	0	0	0	0	2	0
DEL REY OAKS	2	0	0.0%	0	0	0	0	0	0	0	0	0
GONZALES	2	0	0.0%	0	0	0	0	0	0	0	0	0
GREENFIELD	3	0	0.0%	0	0	0	0	0	0	0	0	0
KING CITY	1	0	0.0%	0	0	0	0	0	0	0	0	0
MARINA	30	4	13.3%	0	0	0	3	0	0	0	1	1
MONTEREY	40	7	17.5%	0	0	2	1	1	1	0	3	2
PACIFIC GROVE	40	9	22.5%	0	2	0	2	0	1	0	5	2
SALINAS	134	17	12.6%	0	3	1	3	2	2	0	7	6
SAND CITY	0	0	0.0%	0	0	0	0	0	0	0	0	0
SEASIDE	48	8	16.6%	0	2	0	4	1	0	0	4	3
SOLEDAD	28	4	17.3%	1	1	1	0	0	0	0	1	2
UNINCORPORATED AREA	147	21	18.3%	2	2	0	7	5	3	0	13	8
TOTAL CITY VOTE TOTALS INCLUDE AV VOTES	483	79	16.3%	3	10	4	20	9	6	0	36	24
VOTE AT THE POLLS	483	76	15.7%	3	10	4	18	9	6	0	34	23
VOTE BY ABSENTEE BALLOT	0	3	0.0%	0	0	0	2	0	0	0	2	1
T O T A L V O T E	483	79	16.3%	3	10	4	20	9	6	0	36	24

OFFICIAL STATEMENT OF VOTES CAST PRIMARY ELECTION HELD JUNE 7, 1988 MONTEREY COUNTY
 *** PEACE & FREEDOM PARTY ***

PAGE NUMBER 005.001.002
 Monterey County

Registrar
 of Voters

Ross J.
 Underwood

Presidential
 Primary
 June 7, 1988

	REGISTERED VOTERS	TURNOUT	TURNOUT PERCENTAGE	P & F 17TH STATE SENATE	P & F 25TH STATE ASSEMBLY	P & F 28TH STATE ASSEMBLY	P & F 29TH STATE ASSEMBLY	P & F COUNTY CENTRAL COMM					
AV AROMAS	0	0	0.0%	0	0	0	0	0					
001 AROMAS	11	11	100.0%	0	0	0	0	0					
AV BLACKIE	0	0	0.0%	0	0	0	0	0					
002 BLACKIE	0	0	0.0%	0	0	0	0	0					
AV CASTROVILLE 1	0	0	0.0%	0	0	0	0	0					
003 CASTROVILLE 1	11	11	14.2%	0	0	0	0	0					
AV CASTROVILLE 2	0	0	0.0%	0	0	0	0	0					
004 CASTROVILLE 2	0	0	0.0%	0	0	0	0	0					
AV CASTROVILLE 5	0	0	0.0%	0	0	0	0	0					
005 CASTROVILLE 5	0	0	0.0%	0	0	0	0	0					
AV EL CAMINO	0	0	0.0%	0	0	0	0	0					
006 EL CAMINO	1	0	0.0%	0	0	0	0	0					
AV ELKHORN 1	0	0	0.0%	0	0	0	0	0					
007 ELKHORN 1	0	0	0.0%	0	0	0	0	0					
AV ELKHORN 2	0	0	0.0%	0	0	0	0	0					
008 ELKHORN 2	11	11	100.0%	0	0	0	0	0					
AV ELKHORN 3	0	0	0.0%	0	0	0	0	0					
009 ELKHORN 3	0	0	0.0%	0	0	0	0	0					
AV LAKE 1	0	0	0.0%	0	0	0	0	0					
010 LAKE 1	0	0	0.0%	0	0	0	0	0					
AV LAKE 2	0	0	0.0%	0	0	0	0	0					
011 LAKE 2	0	0	0.0%	0	0	0	0	0					
AV LAKE 3	0	0	0.0%	0	0	0	0	0					
012 LAKE 3	11	11	100.0%	0	0	0	0	0					
AV NATIVIDAD 2	0	0	0.0%	0	0	0	0	0					
013 NATIVIDAD 2	0	0	0.0%	0	0	0	0	0					
AV NATIVIDAD 3	0	0	0.0%	0	0	0	0	0					
014 NATIVIDAD 3	0	0	0.0%	0	0	0	0	0					
AV OAK HILLS 1	0	0	0.0%	0	0	0	0	0					
015 OAK HILLS 1	0	0	0.0%	0	0	0	0	0					
AV OAK HILLS 2	0	0	0.0%	0	0	0	0	0					
016 OAK HILLS 2	0	0	0.0%	0	0	0	0	0					
AV PAJARO 1	0	0	0.0%	0	0	0	0	0					
017 PAJARO 1	0	0	0.0%	0	0	0	0	0					
AV PAJARO 2	0	0	0.0%	0	0	0	0	0					
018 PAJARO 2	0	0	0.0%	0	0	0	0	0					
AV PAJARO 3	0	0	0.0%	0	0	0	0	0					
019 PAJARO 3	8	3	37.5%	0	0	0	0	0					
AV PAJARO 4	0	0	0.0%	0	0	0	0	0					
020 PAJARO 4	0	0	25.0%	0	0	0	0	0					
AV PRUNEDALE 1	0	0	0.0%	0	0	0	0	0					
021 PRUNEDALE 1	11	11	100.0%	0	0	0	0	0					
AV PRUNEDALE 2	0	0	0.0%	0	0	0	0	0					
022 PRUNEDALE 2	11	11	33.3%	0	0	0	0	0					
AV PRUNEDALE 3	0	0	0.0%	0	0	0	0	0					
023 PRUNEDALE 3	0	0	0.0%	0	0	0	0	0					
AV SALINAS 1	0	0	0.0%	0	0	0	0	0					
024 SALINAS 1	0	0	0.0%	0	0	0	0	0					

OFFICIAL STATEMENT OF VOTES CAST PRIMARY ELECTION HELD JUNE 7, 1988 MONTEREY COUNTY

*** PEACE & FREEDOM PARTY ***

PAGE NUMBER 005-002.002
Monterey County

Registrar
of Voters

Ross J.
Underwood

Presidential
Primary
June 7, 1988

	REGISTERED VOTERS	TURNOUT	TURNOUT PERCENTAGE	** NO CANDIDATE FILED P & F * 17TH STATE SENATE **	** NO CANDIDATE FILED P & F * 25TH STATE ASSEMBLY **	** NO CANDIDATE FILED P & F * 28TH STATE ASSEMBLY **	** NO CANDIDATE FILED P & F * 29TH STATE ASSEMBLY **	** NO CANDIDATE FILED P & F * COUNTY CENTRAL COMM **						
AV SALINAS 2	0	0	0.0%	0	0	0	0	0						
025 SALINAS 2	7	0	0.0%	0	0	0	0	0						
AV SALINAS 3	0	0	0.0%	0	0	0	0	0						
026 SALINAS 3	5	1	20.0%	0	0	0	0	0						
AV SALINAS 4	0	1	0.0%	0	0	0	0	0						
027 SALINAS 4	3	1	33.3%	0	0	0	0	0						
AV SALINAS 5	0	0	0.0%	0	0	0	0	0						
028 SALINAS 5	2	0	0.0%	0	0	0	0	0						
AV SALINAS 6	0	0	0.0%	0	0	0	0	0						
029 SALINAS 6	0	0	0.0%	0	0	0	0	0						
AV SALINAS 7	0	0	0.0%	0	0	0	0	0						
030 SALINAS 7	4	2	50.0%	0	0	0	0	0						
AV SALINAS 8	0	0	0.0%	0	0	0	0	0						
031 SALINAS 8	5	0	0.0%	0	0	0	0	0						
AV SALINAS 9/10	0	0	0.0%	0	0	0	0	0						
032 SALINAS 9/10	5	0	0.0%	0	0	0	0	0						
AV SALINAS 11	0	0	0.0%	0	0	0	0	0						
033 SALINAS 11	3	0	0.0%	0	0	0	0	0						
AV SALINAS 12	0	0	0.0%	0	0	0	0	0						
034 SALINAS 12	4	0	0.0%	0	0	0	0	0						
AV SALINAS 13	0	0	0.0%	0	0	0	0	0						
035 SALINAS 13	2	0	0.0%	0	0	0	0	0						
AV SALINAS 14	0	0	0.0%	0	0	0	0	0						
036 SALINAS 14	0	0	0.0%	0	0	0	0	0						
AV SANTA RITA 1	0	0	0.0%	0	0	0	0	0						
037 SANTA RITA 1	0	0	0.0%	0	0	0	0	0						
AV SANTA RITA 2	0	0	0.0%	0	0	0	0	0						
038 SANTA RITA 2	3	0	0.0%	0	0	0	0	0						
AV ALISAL 1	0	0	0.0%	0	0	0	0	0						
039 ALISAL 1	0	0	0.0%	0	0	0	0	0						
AV BORONDA 1	0	0	0.0%	0	0	0	0	0						
040 BORONDA 1	0	0	0.0%	0	0	0	0	0						
AV SALINAS 16	0	0	0.0%	0	0	0	0	0						
041 SALINAS 16	4	0	0.0%	0	0	0	0	0						
AV SALINAS 17	0	0	0.0%	0	0	0	0	0						
042 SALINAS 17	0	0	28.5%	0	0	0	0	0						
AV SALINAS 18	0	0	0.0%	0	0	0	0	0						
043 SALINAS 18	0	0	0.0%	0	0	0	0	0						
AV SALINAS 19	0	0	0.0%	0	0	0	0	0						
044 SALINAS 19	0	0	0.0%	0	0	0	0	0						
AV SALINAS 20	0	0	0.0%	0	0	0	0	0						
045 SALINAS 20	0	0	0.0%	0	0	0	0	0						
AV SALINAS 21	0	0	0.0%	0	0	0	0	0						
046 SALINAS 21	0	0	0.0%	0	0	0	0	0						
AV SALINAS 22	0	0	0.0%	0	0	0	0	0						
047 SALINAS 22	0	0	0.0%	0	0	0	0	0						
AV SALINAS 23	0	0	0.0%	0	0	0	0	0						
048 SALINAS 23	0	1	100.0%	0	0	0	0	0						

OFFICIAL STATEMENT OF VOTES CAST PRIMARY ELECTION HELD JUNE 7, 1988 MONTEREY COUNTY
 *** PEACE & FREEDOM PARTY ***

PAGE NUMBER 005.004.002
 Monterey County

Registrar
 of Voters

Ross J.
 Underwood

Presidential
 Primary
 June 7, 1988

	REGISTERED VOTERS	TURNOUT PERCENTAGE	P & F * 17TH STATE SENATE *	P & F * 25TH STATE ASSEMBLY *	P & F * 28TH STATE ASSEMBLY *	P & F * 29TH STATE ASSEMBLY *	P & F * COUNTY CENTRAL COMM *
AV MARINA 2	0	0.0%	0	0	0	0	0
073 MARINA 2	0	16.6%	0	0	0	0	0
AV MARINA 3	0	0.0%	0	0	0	0	0
074 MARINA 3	0	33.3%	0	0	0	0	0
AV MARINA 4	0	0.0%	0	0	0	0	0
075 MARINA 4	0	0.0%	0	0	0	0	0
AV MARINA 5	1	0.0%	0	0	0	0	0
076 MARINA 5	0	0.0%	0	0	0	0	0
AV MARINA 6	0	0.0%	0	0	0	0	0
077 MARINA 6	0	25.0%	0	0	0	0	0
AV MARINA 7	0	0.0%	0	0	0	0	0
078 MARINA 7	0	0.0%	0	0	0	0	0
AV METZ 1	0	0.0%	0	0	0	0	0
079 METZ 1	0	0.0%	0	0	0	0	0
AV METZ 3	0	0.0%	0	0	0	0	0
080 METZ 3	0	0.0%	0	0	0	0	0
AV MISSION	0	0.0%	0	0	0	0	0
081 MISSION	0	0.0%	0	0	0	0	0
AV PARKFIELD	0	0.0%	0	0	0	0	0
082 PARKFIELD	0	0.0%	0	0	0	0	0
AV PLEYTO 1	0	0.0%	0	0	0	0	0
083 PLEYTO 1	0	100.0%	0	0	0	0	0
AV RINCON	0	0.0%	0	0	0	0	0
084 RINCON	0	0.0%	0	0	0	0	0
AV RIVERSIDE 2	0	0.0%	0	0	0	0	0
085 RIVERSIDE 2	0	0.0%	0	0	0	0	0
AV SAN ANTONIO 1	0	0.0%	0	0	0	0	0
086 SAN ANTONIO 1	0	0.0%	0	0	0	0	0
AV SAN ARDO	0	0.0%	0	0	0	0	0
087 SAN ARDO	0	100.0%	0	0	0	0	0
AV SAN LUCAS	0	0.0%	0	0	0	0	0
088 SAN LUCAS	0	0.0%	0	0	0	0	0
AV SAN VICENTE	0	0.0%	0	0	0	0	0
089 SAN VICENTE	0	0.0%	0	0	0	0	0
AV SOLEDAD 1	11	0.0%	0	0	0	0	0
090 SOLEDAD 1	0	27.2%	0	0	0	0	0
AV SOLEDAD 2	12	0.0%	0	0	0	0	0
091 SOLEDAD 2	0	8.3%	0	0	0	0	0
AV SPRECKELS 1	0	0.0%	0	0	0	0	0
092 SPRECKELS 1	0	0.0%	0	0	0	0	0
AV DEL REY OAKS	0	0.0%	0	0	0	0	0
093 DEL REY OAKS	0	0.0%	0	0	0	0	0
AV MONTEREY 1	0	0.0%	0	0	0	0	0
094 MONTEREY 1	0	33.3%	0	0	0	0	0
AV MONTEREY 2	0	0.0%	0	0	0	0	0
095 MONTEREY 2	0	0.0%	0	0	0	0	0
AV MONTEREY 3	0	0.0%	0	0	0	0	0
096 MONTEREY 3	0	11.1%	0	0	0	0	0

OFFICIAL STATEMENT OF VOTES CAST PRIMARY ELECTION HELD JUNE 7, 1988 MONTEREY COUNTY

*** PEACE & FREEDOM PARTY ***

PAGE NUMBER 005.005.002
Monterey County

Registrar
of Voters

Ross J.
Underwood

Presidential
Primary
June 7, 1988

	REGISTERED VOTERS	TURNOUT	TURNOUT PERCENTAGE	** NO CANDIDATE FILED **	** NO CANDIDATE FILED **	** NO CANDIDATE FILED **	** NO CANDIDATE FILED **	** NO CANDIDATE FILED **	** NO CANDIDATE FILED **
AV MONTEREY 4	0	0	0.0%	0	0	0	0	0	0
097 MONTEREY 4	2	0	0.0%	0	0	0	0	0	0
AV MONTEREY 5	0	0	0.0%	0	0	0	0	0	0
098 MONTEREY 5	1	0	0.0%	0	0	0	0	0	0
AV MONTEREY 6	0	0	0.0%	0	0	0	0	0	0
099 MONTEREY 6	0	0	0.0%	0	0	0	0	0	0
AV MONTEREY 7	0	0	0.0%	0	0	0	0	0	0
100 MONTEREY 7	2	0	0.0%	0	0	0	0	0	0
AV MONTEREY 8	0	0	0.0%	0	0	0	0	0	0
101 MONTEREY 8	4	3	75.0%	0	0	0	0	0	0
AV PACIFIC GROVE 1	0	0	0.0%	0	0	0	0	0	0
102 PACIFIC GROVE 1	3	0	0.0%	0	0	0	0	0	0
AV PACIFIC GROVE 2	0	0	0.0%	0	0	0	0	0	0
103 PACIFIC GROVE 2	4	2	50.0%	0	0	0	0	0	0
AV PACIFIC GROVE 3	0	0	0.0%	0	0	0	0	0	0
104 PACIFIC GROVE 3	6	1	16.6%	0	0	0	0	0	0
AV PACIFIC GROVE 4	0	0	0.0%	0	0	0	0	0	0
105 PACIFIC GROVE 4	4	1	25.0%	0	0	0	0	0	0
AV PACIFIC GROVE 5	0	0	0.0%	0	0	0	0	0	0
106 PACIFIC GROVE 5	3	0	0.0%	0	0	0	0	0	0
AV PACIFIC GROVE 6	0	0	0.0%	0	0	0	0	0	0
107 PACIFIC GROVE 6	6	2	33.3%	0	0	0	0	0	0
AV PACIFIC GROVE 7	0	0	0.0%	0	0	0	0	0	0
108 PACIFIC GROVE 7	2	0	0.0%	0	0	0	0	0	0
AV PACIFIC GROVE 8	0	0	0.0%	0	0	0	0	0	0
109 PACIFIC GROVE 8	3	1	33.3%	0	0	0	0	0	0
AV PACIFIC GROVE 9	0	0	0.0%	0	0	0	0	0	0
110 PACIFIC GROVE 9	0	0	0.0%	0	0	0	0	0	0
AV PACIFIC GROVE 10	0	0	0.0%	0	0	0	0	0	0
111 PACIFIC GROVE 10	9	2	22.2%	0	0	0	0	0	0
AV PEBBLE BEACH 1	0	0	0.0%	0	0	0	0	0	0
112 PEBBLE BEACH 1	0	0	0.0%	0	0	0	0	0	0
AV PEBBLE BEACH 3	0	0	0.0%	0	0	0	0	0	0
113 PEBBLE BEACH 3	0	0	0.0%	0	0	0	0	0	0
AV PEBBLE BEACH 5	0	0	0.0%	0	0	0	0	0	0
114 PEBBLE BEACH 5	0	0	0.0%	0	0	0	0	0	0
AV PEBBLE BEACH 7	0	0	0.0%	0	0	0	0	0	0
115 PEBBLE BEACH 7	0	0	0.0%	0	0	0	0	0	0
AV SAND CITY	0	0	0.0%	0	0	0	0	0	0
116 SAND CITY	0	0	0.0%	0	0	0	0	0	0
AV SEASIDE 1	4	0	0.0%	0	0	0	0	0	0
117 SEASIDE 1	1	1	25.0%	0	0	0	0	0	0
AV SEASIDE 2	0	0	0.0%	0	0	0	0	0	0
118 SEASIDE 2	1	1	100.0%	0	0	0	0	0	0
AV SEASIDE 3	0	0	0.0%	0	0	0	0	0	0
119 SEASIDE 3	7	1	14.2%	0	0	0	0	0	0
AV SEASIDE 4	0	0	0.0%	0	0	0	0	0	0
120 SEASIDE 4	6	1	16.6%	0	0	0	0	0	0

OFFICIAL STATEMENT OF VOTES CAST PRIMARY ELECTION HELD JUNE 7, 1988 MONTEREY COUNTY

*** PEACE & FREEDOM PARTY ***

PAGE NUMBER 005.006.002
Monterey County

Registrar
of Voters
**Ross J.
Underwood**

**Presidential
Primary
June 7, 1988**

	REGISTERED VOTERS	TURNOUT	TURNOUT PERCENTAGE	** NO CANDIDATE FILED **	** NO CANDIDATE FILED **	** NO CANDIDATE FILED **	** NO CANDIDATE FILED **	** NO CANDIDATE FILED **
AV SEASIDE 5	0	0	0.0%	0	0	0	0	0
21 SEASIDE 5	7	2	28.5%	0	0	0	0	0
AV SEASIDE 6	0	0	0.0%	0	0	0	0	0
22 SEASIDE 6	11	2	18.1%	0	0	0	0	0
AV SEASIDE 7	0	0	0.0%	0	0	0	0	0
23 SEASIDE 7	4	0	0.0%	0	0	0	0	0
AV SEASIDE 8	0	0	0.0%	0	0	0	0	0
24 SEASIDE 8	3	0	0.0%	0	0	0	0	0
AV CARMEL 1	0	0	0.0%	0	0	0	0	0
25 CARMEL 1	6	2	33.3%	0	0	0	0	0
AV CARMEL 2	0	0	0.0%	0	0	0	0	0
26 CARMEL 2	1	0	0.0%	0	0	0	0	0
AV CARMEL 3	0	0	0.0%	0	0	0	0	0
27 CARMEL 3	4	1	25.0%	0	0	0	0	0
AV CARMEL 4	0	0	0.0%	0	0	0	0	0
28 CARMEL 4	2	0	0.0%	0	0	0	0	0
AV CARMEL VALLEY 1	0	0	0.0%	0	0	0	0	0
29 CARMEL VALLEY 1	2	1	50.0%	0	0	0	0	0
AV CARMEL VALLEY 2	0	0	0.0%	0	0	0	0	0
30 CARMEL VALLEY 2	2	0	0.0%	0	0	0	0	0
AV CARMEL VALLEY 3	0	0	0.0%	0	0	0	0	0
31 CARMEL VALLEY 3	2	0	0.0%	0	0	0	0	0
AV CARMEL VALLEY 4	0	0	0.0%	0	0	0	0	0
32 CARMEL VALLEY 4	6	0	0.0%	0	0	0	0	0
AV CARMEL VALLEY 5	0	0	0.0%	0	0	0	0	0
33 CARMEL VALLEY 5	3	0	0.0%	0	0	0	0	0
AV CARMEL VALLEY 6	0	0	0.0%	0	0	0	0	0
34 CARMEL VALLEY 6	2	1	50.0%	0	0	0	0	0
AV CARMEL VALLEY 7	0	0	0.0%	0	0	0	0	0
35 CARMEL VALLEY 7	2	0	0.0%	0	0	0	0	0
AV CARMEL VALLEY 8	0	0	0.0%	0	0	0	0	0
36 CARMEL VALLEY 8	0	0	0.0%	0	0	0	0	0
AV CARMEL VALLEY 9	0	0	0.0%	0	0	0	0	0
37 CARMEL VALLEY 9	0	0	0.0%	0	0	0	0	0
AV CARMEL VALLEY 10	0	0	0.0%	0	0	0	0	0
38 CARMEL VALLEY 10	1	0	0.0%	0	0	0	0	0
AV CARMEL VALLEY 11	0	0	0.0%	0	0	0	0	0
39 CARMEL VALLEY 11	1	0	0.0%	0	0	0	0	0
AV CARMEL VALLEY 12	0	0	0.0%	0	0	0	0	0
40 CARMEL VALLEY 12	0	0	0.0%	0	0	0	0	0
AV CARMEL VALLEY 13	0	0	0.0%	0	0	0	0	0
41 CARMEL VALLEY 13	2	1	50.0%	0	0	0	0	0
AV CARMEL VALLEY 14	0	0	0.0%	0	0	0	0	0
42 CARMEL VALLEY 14	0	0	0.0%	0	0	0	0	0
AV CARMEL VALLEY 15	0	0	0.0%	0	0	0	0	0
43 CARMEL VALLEY 15	1	1	100.0%	0	0	0	0	0
AV CARMEL WOODS 1	0	0	0.0%	0	0	0	0	0
44 CARMEL WOODS 1	0	0	0.0%	0	0	0	0	0

OFFICIAL STATEMENT OF VOTES CAST PRIMARY ELECTION HELD JUNE 7, 1988 MONTEREY COUNTY
 *** PEACE & FREEDOM PARTY ***

PAGE NUMBER 005,007,002
 Monterey County
 Registrar
 of Voters
 Ross J.
 Underwood

Presidential
 Primary
 June 7, 1988

	REGISTERED VOTERS	TURNOUT	TURNOUT PERCENTAGE	P & F * NO CANDIDATE STATE FILED * *	P & F * NO CANDIDATE ASSEMBLY * *	P & F * NO CANDIDATE ASSEMBLY * *	P & F * NO CANDIDATE ASSEMBLY * *	P & F * NO CANDIDATE CENTRAL COMM * *
AV CARMEL WOODS 2	0	0	0.0%	0	0	0	0	0
145 CARMEL WOODS 2	3	1	33.3%	0	0	0	0	0
AV CARMEL WOODS 3	0	0	0.0%	0	0	0	0	0
146 CARMEL WOODS 3	0	1	0.0%	0	0	0	0	0
AV DEL MONTE 1	0	0	0.0%	0	0	0	0	0
147 DEL MONTE 1	0	0	0.0%	0	0	0	0	0
AV DEL MONTE 2	0	0	0.0%	0	0	0	0	0
148 DEL MONTE 2	1	0	0.0%	0	0	0	0	0
AV DEL MONTE 3	0	0	0.0%	0	0	0	0	0
149 DEL MONTE 3	0	0	0.0%	0	0	0	0	0
AV GORDA	0	0	0.0%	0	0	0	0	0
150 GORDA	6	1	16.6%	0	0	0	0	0
AV LOS LAURELES 4	0	0	0.0%	0	0	0	0	0
151 LOS LAURELES 4	0	0	0.0%	0	0	0	0	0
AV MONTEREY 11	0	0	0.0%	0	0	0	0	0
152 MONTEREY 11	2	0	0.0%	0	0	0	0	0
AV MONTEREY 12	0	0	0.0%	0	0	0	0	0
153 MONTEREY 12	2	0	0.0%	0	0	0	0	0
AV MONTEREY 13	0	0	0.0%	0	0	0	0	0
154 MONTEREY 13	3	0	0.0%	0	0	0	0	0
AV MONTEREY 14	0	0	0.0%	0	0	0	0	0
155 MONTEREY 14	1	0	0.0%	0	0	0	0	0
AV MONTEREY 15	0	0	0.0%	0	0	0	0	0
156 MONTEREY 15	3	1	33.3%	0	0	0	0	0
AV MONTEREY 16	0	0	0.0%	0	0	0	0	0
157 MONTEREY 16	2	0	0.0%	0	0	0	0	0
AV MONTEREY 17	0	0	0.0%	0	0	0	0	0
158 MONTEREY 17	0	0	0.0%	0	0	0	0	0
AV PALO COLORADO	0	0	0.0%	0	0	0	0	0
159 PALO COLORADO	2	0	0.0%	0	0	0	0	0
AV PEBBLE BEACH 2	0	0	0.0%	0	0	0	0	0
160 PEBBLE BEACH 2	0	0	0.0%	0	0	0	0	0
AV PEBBLE BEACH 4	0	0	0.0%	0	0	0	0	0
161 PEBBLE BEACH 4	0	0	0.0%	0	0	0	0	0
AV PEBBLE BEACH 6	0	0	0.0%	0	0	0	0	0
162 PEBBLE BEACH 6	0	0	0.0%	0	0	0	0	0
AV POINT LOBOS 1	0	0	0.0%	0	0	0	0	0
163 POINT LOBOS 1	5	0	0.0%	0	0	0	0	0
AV POINT LOBOS 2	0	0	0.0%	0	0	0	0	0
164 POINT LOBOS 2	0	0	0.0%	0	0	0	0	0
AV POINT LOBOS 3	0	0	0.0%	0	0	0	0	0
165 POINT LOBOS 3	1	0	0.0%	0	0	0	0	0
AV POINT LOBOS 4	0	0	0.0%	0	0	0	0	0
166 POINT LOBOS 4	0	0	0.0%	0	0	0	0	0
AV POINT LOBOS 5	0	0	0.0%	0	0	0	0	0
167 POINT LOBOS 5	0	0	0.0%	0	0	0	0	0
AV POINT LOBOS 6	0	0	0.0%	0	0	0	0	0
168 POINT LOBOS 6	0	0	0.0%	0	0	0	0	0

OFFICIAL STATEMENT OF VOTES CAST PRIMARY ELECTION HELD JUNE 7, 1988 MONTEREY COUNTY

*** PEACE & FREEDOM PARTY ***

PAGE NUMBER 005.008.002
Monterey County

Registrar
of Voters

Ross J.
Underwood

Presidential
Primary
June 7, 1988

	REGISTERED VOTERS	TURNOUT	TURNOUT PERCENTAGE	P & F NO CANDIDATE STATE SENATE	P & F NO CANDIDATE STATE ASSEMBLY	P & F NO CANDIDATE STATE ASSEMBLY	P & F NO CANDIDATE STATE ASSEMBLY
AV POINT LOBOS 7	0	0	0.0%	0	0	0	0
169 POINT LOBOS. 7	11	11	100.0%	0	0	0	0
AV SUR	0	0	0.0%	0	0	0	0
170 SUR	2	2	40.0%	0	0	0	0
AV TORO 1	0	0	0.0%	0	0	0	0
171 TORO 1	0	0	0.0%	0	0	0	0
AV TORO 2	0	0	0.0%	0	0	0	0
172 TORO 2	2	1	50.0%	0	0	0	0
AV TORO 3	0	0	0.0%	0	0	0	0
173 TORO 3	0	0	0.0%	0	0	0	0
AV TORO 4	0	0	0.0%	0	0	0	0
174 TORO 4	0	0	0.0%	0	0	0	0
AV TORO 5	0	0	0.0%	0	0	0	0
175 TORO 5	0	0	0.0%	0	0	0	0
AV TULARCITOS 1	0	0	0.0%	0	0	0	0
176. TULARCITOS. 1	0	0	0.0%	0	0	0	0
BLANCO 1	MBP	0	0.0%	0	0	0	0
CASTROVILLE 3	MBP	0	0.0%	0	0	0	0
CASTROVILLE 4	MBP	0	0.0%	0	0	0	0
COOPER	MBP	0	0.0%	0	0	0	0
EL TOUCHO 1	MBP	0	0.0%	0	0	0	0
EL TOUCHO 4	MBP	0	0.0%	0	0	0	0
GRAVES 1	MBP	0	0.0%	0	0	0	0
NATIVIDAD 1	MBP	0	0.0%	0	0	0	0
NATIVIDAD 4	MBP	0	0.0%	0	0	0	0
SALINAS 15	MBP	0	0.0%	0	0	0	0
SAN BENITO	MBP	0	0.0%	0	0	0	0
BLANCO 2	MBP	1	0.0%	0	0	0	0
BORONDA 2	MBP	0	0.0%	0	0	0	0
SALINAS 41	MBP	2	0.0%	0	0	0	0
SALINAS 42	MBP	0	0.0%	0	0	0	0
SALINAS 43	MBP	0	0.0%	0	0	0	0
SALINAS 44	MBP	0	0.0%	0	0	0	0
SPRECKELS 2	MBP	0	0.0%	0	0	0	0
ALISAL 2	MBP	0	0.0%	0	0	0	0
ALISAL 3	MBP	0	0.0%	0	0	0	0
ARROYO SECO	MBP	1	100.0%	0	0	0	0
BEACH 2	MBP	0	0.0%	0	0	0	0
BLANCO 3	MBP	3	33.3%	0	0	0	0
BORONDA 3	MBP	0	0.0%	0	0	0	0
BUENA VISTA 2	MBP	0	0.0%	0	0	0	0
GRAVES 2	MBP	0	0.0%	0	0	0	0
INDEPENDENCE	MBP	0	0.0%	0	0	0	0
MARINA 1	MBP	0	0.0%	0	0	0	0
MARINA 8	MBP	0	0.0%	0	0	0	0
MARINA 9	MBP	0	0.0%	0	0	0	0
MARINA 10	MBP	0	0.0%	0	0	0	0
MARINA 11	MBP	5	20.0%	0	0	0	0

OFFICIAL STATEMENT OF VOTES CAST PRIMARY ELECTION HELD JUNE 7, 1988 MONTEREY COUNTY

PEACE & FREEDOM PARTY

PAGE NUMBER 005.009.002
Monterey County

Registrar
of Voters

Ross J.
Underwood

Presidential
Primary
June 7, 1988

	REGISTERED VOTERS	TURNOUT	TURNOUT PERCENTAGE	** NO CANDIDATE FILED ** P & F * 17TH STATE SENATE	** NO CANDIDATE FILED ** P & F * 25TH STATE ASSEMBLY	** NO CANDIDATE FILED ** P & F * 28TH STATE ASSEMBLY	** NO CANDIDATE FILED ** P & F * 29TH STATE ASSEMBLY	** NO CANDIDATE FILED ** P & F * COUNTY CENTRAL COMM
METZ 2	MBP	0	0.0%	0	0	0	0	0
METZ 4	MBP	0	0.0%	0	0	0	0	0
METZ 5	MBP	0	0.0%	0	0	0	0	0
ORD 1	MBP	0	0.0%	0	0	0	0	0
ORD 4	MBP	0	0.0%	0	0	0	0	0
PARAISO 2	MBP	0	0.0%	0	0	0	0	0
PRIEST VALLEY	MBP	0	0.0%	0	0	0	0	0
RANCHO 1	MBP	0	0.0%	0	0	0	0	0
RANCHO 2	MBP	0	0.0%	0	0	0	0	0
RANCHO 3	MBP	0	0.0%	0	0	0	0	0
RIVERSIDE 1	MBP	0	0.0%	0	0	0	0	0
TULARCITOS 2	MBP	0	0.0%	0	0	0	0	0
TULARCITOS 3	MBP	0	0.0%	0	0	0	0	0
VALLETON	MBP	0	0.0%	0	0	0	0	0
VINEYARD	MBP	0	0.0%	0	0	0	0	0
BEACH 1	MBP	0	0.0%	0	0	0	0	0
DEL MONTE 4	MBP	0	0.0%	0	0	0	0	0
MONTEREY 9	MBP	0	0.0%	0	0	0	0	0
SEASIDE 9	MBP	0	0.0%	0	0	0	0	0
LOS LAURELES 1	MBP	0	0.0%	0	0	0	0	0
LOS LAURELES 2	MBP	0	0.0%	0	0	0	0	0
LOS LAURELES 3	MBP	0	0.0%	0	0	0	0	0
MONTEREY 10	MBP	0	0.0%	0	0	0	0	0
MONTEREY 18	MBP	0	0.0%	0	0	0	0	0
ORD 2	MBP	0	0.0%	0	0	0	0	0
ORD 3	MBP	0	0.0%	0	0	0	0	0
ORD 5	MBP	0	0.0%	0	0	0	0	0
PARAISO 1	MBP	0	0.0%	0	0	0	0	0
ARROYO SECO 2	MBP	0	0.0%	0	0	0	0	0
PLEYTO 2	MBP	0	0.0%	0	0	0	0	0
SAN ANTONIO 2	MBP	0	0.0%	0	0	0	0	0
SEASIDE 10	MBP	0	0.0%	0	0	0	0	0
TORO 6	MBP	0	0.0%	0	0	0	0	0
**** TOTALS ****	488	79	16.3%	0	0	0	0	0

OFFICIAL STATEMENT OF VOTES CAST PRIMARY ELECTION HELD JUNE 7, 1988 MONTEREY COUNTY

*** LIBERTARIAN PARTY ***

PAGE NUMBER 006.001.001
Monterey County

Registrar
of Voters

Ross J.
Underwood

Presidential
Primary
June 7, 1988

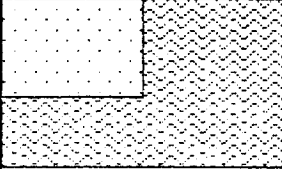
	REGISTERED VOTERS	TURNOUT	TURNOUT PERCENTAGE	LIB**NO PRESIDENTIAL CANDIDATE FILED**	LIB**NO DELEGATES CONVENTION DELEGATES FILED**	JACK DEAN LIB*US SENATOR	LIB**NO CANDIDATE 16TH CONGRESSIONAL FILED**	LIB**NO CANDIDATE 17TH STATE SENATE FILED**	MARK HINKLE LIB*25TH STATE ASSEMBLY	LIB**NO CANDIDATE 28TH STATE ASSEMBLY FILED**	LIB**NO CANDIDATE 29TH STATE ASSEMBLY FILED**	LIB**NO CANDIDATE CENTRAL COMM FILED**
AV AROMAS	04	0	0.0%	0	0	0	0	0	0	0	0	0
001 AROMAS	2	2	50.0%	0	0	1	0	0	0	0	0	0
AV BLACKIE	01	0	0.0%	0	0	0	0	0	0	0	0	0
002 BLACKIE	2	1	50.0%	0	0	0	0	0	0	0	0	0
AV CASTROVILLE 1	01	0	0.0%	0	0	0	0	0	0	0	0	0
003 CASTROVILLE 1	1	0	0.0%	0	0	0	0	0	0	0	0	0
AV CASTROVILLE 2	01	0	0.0%	0	0	0	0	0	0	0	0	0
004 CASTROVILLE 2	2	1	0.0%	0	0	0	0	0	0	0	0	0
AV CASTROVILLE 5	01	0	0.0%	0	0	0	0	0	0	0	0	0
005 CASTROVILLE 5	5	0	0.0%	0	0	0	0	0	0	0	0	0
AV EL CAMINO	00	0	0.0%	0	0	0	0	0	0	0	0	0
006 EL CAMINO	0	0	0.0%	0	0	0	0	0	0	0	0	0
AV ELKHORN 1	01	0	0.0%	0	0	0	0	0	0	0	0	0
007 ELKHORN 1	4	1	25.0%	0	0	1	0	0	0	0	0	0
AV ELKHORN 2	03	0	0.0%	0	0	0	0	0	0	0	0	0
008 ELKHORN 2	2	2	66.6%	0	0	1	0	0	0	0	0	0
AV ELKHORN 3	01	0	0.0%	0	0	0	0	0	0	0	0	0
009 ELKHORN 3	3	1	0.0%	0	0	0	0	0	0	0	0	0
AV LAKE 1	01	0	0.0%	0	0	0	0	0	0	0	0	0
010 LAKE 1	2	2	100.0%	0	0	1	0	0	0	0	0	0
AV LAKE 2	00	0	0.0%	0	0	0	0	0	0	0	0	0
011 LAKE 2	0	0	0.0%	0	0	0	0	0	0	0	0	0
AV LAKE 3	00	0	0.0%	0	0	0	0	0	0	0	0	0
012 LAKE 3	0	0	0.0%	0	0	0	0	0	0	0	0	0
AV NATIVIDAD 2	01	0	0.0%	0	0	0	0	0	0	0	0	0
013 NATIVIDAD 2	1	1	100.0%	0	0	1	0	0	0	0	0	0
AV NATIVIDAD 3	01	0	0.0%	0	0	0	0	0	0	0	0	0
014 NATIVIDAD 3	3	2	66.6%	0	0	0	0	0	0	0	0	0
AV OAK HILLS 1	01	0	0.0%	0	0	0	0	0	0	0	0	0
015 OAK HILLS 1	1	0	0.0%	0	0	0	0	0	0	0	0	0
AV OAK HILLS 2	00	0	0.0%	0	0	0	0	0	0	0	0	0
016 OAK HILLS 2	2	0	0.0%	0	0	0	0	0	0	0	0	0
AV PAJARO 1	00	0	0.0%	0	0	0	0	0	0	0	0	0
017 PAJARO 1	2	1	50.0%	0	0	1	0	0	0	0	0	0
AV PAJARO 2	01	0	0.0%	0	0	0	0	0	0	0	0	0
018 PAJARO 2	1	0	0.0%	0	0	0	0	0	0	0	0	0
AV PAJARO 3	01	0	0.0%	0	0	0	0	0	0	0	0	0
019 PAJARO 3	3	1	33.3%	0	0	1	0	0	0	0	0	0
AV PAJARO 4	00	0	0.0%	0	0	0	0	0	0	0	0	0
020 PAJARO 4	0	0	0.0%	0	0	0	0	0	0	0	0	0
AV PRUNEDALE 1	00	0	0.0%	0	0	0	0	0	0	0	0	0
021 PRUNEDALE 1	2	0	0.0%	0	0	0	0	0	0	0	0	0
AV PRUNEDALE 2	01	0	0.0%	0	0	0	0	0	0	0	0	0
022 PRUNEDALE 2	2	3	0.0%	0	0	0	0	0	0	0	0	0
AV PRUNEDALE 3	01	0	0.0%	0	0	0	0	0	0	0	0	0
023 PRUNEDALE 3	3	0	0.0%	0	0	0	0	0	0	0	0	0
AV SALINAS 1	01	0	0.0%	0	0	0	0	0	0	0	0	0
024 SALINAS 1	4	1	25.0%	0	0	0	0	0	0	1	0	0

OFFICIAL STATEMENT OF VOTES CAST PRIMARY ELECTION HELD JUNE 7, 1988 MONTEREY COUNTY
 *** LIBERTARIAN PARTY ***

PAGE NUMBER 006.004.001
 Monterey County

Registrar
 of Voters

Ross J.
 Underwood



Presidential
 Primary
 June 7, 1988

	REGISTERED VOTERS	TURNOUT	TURNOUT PERCENTAGE	LIB**NO CANDIDATE FILED**	LIB**NO DELEGATES FILED**	JACK DEAN SENATOR	LIB**NO CANDIDATE FILED**	LIB**NO CANDIDATE FILED**	LIB**NO CANDIDATE FILED**	MARK HINKLE ASSEMBLY	LIB**NO CANDIDATE FILED**	LIB**NO CANDIDATE FILED**	LIB**NO CANDIDATE FILED**
AV MARINA 2	0	0	0.0%	0	0	0	0	0	0	0	0	0	0
073 MARINA 2	0	0	0.0%	0	0	0	0	0	0	0	0	0	0
AV MARINA 3	0	0	0.0%	0	0	0	0	0	0	0	0	0	0
074 MARINA 3	0	0	0.0%	0	0	0	0	0	0	0	0	0	0
AV MARINA 4	0	0	0.0%	0	0	0	0	0	0	0	0	0	0
075 MARINA 4	2	1	50.0%	0	0	1	0	0	0	0	0	0	0
AV MARINA 5	0	0	0.0%	0	0	0	0	0	0	0	0	0	0
076 MARINA 5	3	3	100.0%	0	0	3	0	0	0	0	0	0	0
AV MARINA 6	0	0	0.0%	0	0	0	0	0	0	0	0	0	0
077 MARINA 6	0	0	0.0%	0	0	0	0	0	0	0	0	0	0
AV MARINA 7	0	0	0.0%	0	0	0	0	0	0	0	0	0	0
078 MARINA 7	1	0	0.0%	0	0	0	0	0	0	0	0	0	0
AV METZ 1	0	0	0.0%	0	0	0	0	0	0	0	0	0	0
079 METZ 1	0	0	0.0%	0	0	0	0	0	0	0	0	0	0
AV METZ 3	0	0	0.0%	0	0	0	0	0	0	0	0	0	0
080 METZ 3	1	0	0.0%	0	0	0	0	0	0	0	0	0	0
AV MISSION	0	0	0.0%	0	0	0	0	0	0	0	0	0	0
081 MISSION	0	0	0.0%	0	0	0	0	0	0	0	0	0	0
AV PARKFIELD	0	0	0.0%	0	0	0	0	0	0	0	0	0	0
082 PARKFIELD	0	0	0.0%	0	0	0	0	0	0	0	0	0	0
AV PLEYTO 1	0	0	0.0%	0	0	0	0	0	0	0	0	0	0
083 PLEYTO 1	0	0	0.0%	0	0	0	0	0	0	0	0	0	0
AV RINCON	0	0	0.0%	0	0	0	0	0	0	0	0	0	0
084 RINCON	0	0	0.0%	0	0	0	0	0	0	0	0	0	0
AV RIVERSIDE 2	0	0	0.0%	0	0	0	0	0	0	0	0	0	0
085 RIVERSIDE 2	2	1	50.0%	0	0	1	0	0	0	0	0	0	0
AV SAN ANTONIO 1	0	0	0.0%	0	0	0	0	0	0	0	0	0	0
086 SAN ANTONIO 1	1	0	0.0%	0	0	0	0	0	0	0	0	0	0
AV SAN ARDO	0	0	0.0%	0	0	0	0	0	0	0	0	0	0
087 SAN ARDO	0	0	0.0%	0	0	0	0	0	0	0	0	0	0
AV SAN LUCAS	0	0	0.0%	0	0	0	0	0	0	0	0	0	0
088 SAN LUCAS	0	0	0.0%	0	0	0	0	0	0	0	0	0	0
AV SAN VICENTE	0	0	0.0%	0	0	0	0	0	0	0	0	0	0
089 SAN VICENTE	0	0	0.0%	0	0	0	0	0	0	0	0	0	0
AV SOLEDAD 1	0	0	0.0%	0	0	0	0	0	0	0	0	0	0
090 SOLEDAD 1	0	0	0.0%	0	0	0	0	0	0	0	0	0	0
AV SOLEDAD 2	0	0	0.0%	0	0	0	0	0	0	0	0	0	0
091 SOLEDAD 2	1	1	100.0%	0	0	1	0	0	0	1	0	0	0
AV SPRECKELS 1	0	0	0.0%	0	0	0	0	0	0	0	0	0	0
092 SPRECKELS 1	2	0	0.0%	0	0	0	0	0	0	0	0	0	0
AV DEL REY OAKS	0	0	0.0%	0	0	0	0	0	0	0	0	0	0
093 DEL REY OAKS	2	1	50.0%	0	0	1	0	0	0	0	0	0	0
AV MONTEREY 1	0	0	0.0%	0	0	0	0	0	0	0	0	0	0
094 MONTEREY 1	0	1	0.0%	0	0	1	0	0	0	0	0	0	0
AV MONTEREY 2	0	0	0.0%	0	0	0	0	0	0	0	0	0	0
095 MONTEREY 2	5	2	40.0%	0	0	0	0	0	0	0	0	0	0
AV MONTEREY 3	0	0	0.0%	0	0	0	0	0	0	0	0	0	0
096 MONTEREY 3	8	2	25.0%	0	0	2	0	0	0	0	0	0	0

OFFICIAL STATEMENT OF VOTES CAST PRIMARY ELECTION HELD JUNE 7, 1988 MONTEREY COUNTY
 *** LIBERTARIAN PARTY ***

PAGE NUMBER 006.008.001
 Monterey County
 Registrar
 of Voters
 Ross J.
 Underwood

Presidential
 Primary
 June 7, 1988

	REGISTERED VOTERS	TURNOUT	TURNOUT PERCENTAGE	LIB**NO CANDIDATE FILED**	LIB**NO DELEGATES FILED**	JACK DEAN SENATOR	LIB**NO CANDIDATE FILED**	LIB**NO CANDIDATE FILED**	MARK HINKLE ASSEMBLY	LIB**NO CANDIDATE FILED**	LIB**NO CANDIDATE FILED**
AV POINT LOBOS 7	0	0	0.0%	0	0	0	0	0	0	0	0
169 POINT LOBOS 7	0	0	0.0%	0	0	0	0	0	0	0	0
AV SUR	0	0	0.0%	0	0	0	0	0	0	0	0
170 SUR	0	0	0.0%	0	0	0	0	0	0	0	0
AV TORO 1	0	0	0.0%	0	0	0	0	0	0	0	0
171 TORO 1	2	0	0.0%	0	0	0	0	0	0	0	0
AV TORO 2	0	0	0.0%	0	0	0	0	0	0	0	0
172 TORO 2	0	0	0.0%	0	0	0	0	0	0	0	0
AV TORO 3	0	0	0.0%	0	0	0	0	0	0	0	0
173 TORO 3	2	1	50.0%	0	0	1	0	0	0	0	0
AV TORO 4	0	0	0.0%	0	0	0	0	0	0	0	0
174 TORO 4	1	0	0.0%	0	0	0	0	0	0	0	0
AV TORO 5	0	0	0.0%	0	0	0	0	0	0	0	0
175 TORO 5	3	2	66.6%	0	0	1	0	0	0	0	0
AV TULARCITOS 1	0	0	0.0%	0	0	0	0	0	0	0	0
176 TULARCITOS 1	3	0	0.0%	0	0	0	0	0	0	0	0
MBP BLANCO 1	0	0	0.0%	0	0	0	0	0	0	0	0
MBP CASTROVILLE 3	0	0	0.0%	0	0	0	0	0	0	0	0
MBP CASTROVILLE 4	0	0	0.0%	0	0	0	0	0	0	0	0
MBP COOPER	0	0	0.0%	0	0	0	0	0	0	0	0
MBP EL TOUCHO 1	0	0	0.0%	0	0	0	0	0	0	0	0
MBP EL TOUCHO 4	0	0	0.0%	0	0	0	0	0	0	0	0
MBP GRAVES 1	0	0	0.0%	0	0	0	0	0	0	0	0
MBP NATIVIDAD 1	0	0	0.0%	0	0	0	0	0	0	0	0
MBP NATIVIDAD 4	0	0	0.0%	0	0	0	0	0	0	0	0
MBP SALINAS 15	0	0	0.0%	0	0	0	0	0	0	0	0
MBP SAN BENITO	0	0	0.0%	0	0	0	0	0	0	0	0
MBP BLANCO 2	0	0	0.0%	0	0	0	0	0	0	0	0
MBP BORONDA 2	0	0	0.0%	0	0	0	0	0	0	0	0
MBP SALINAS 41	1	1	100.0%	0	0	1	0	1	0	0	0
MBP SALINAS 42	0	0	0.0%	0	0	0	0	0	0	0	0
MBP SALINAS 43	0	0	0.0%	0	0	0	0	0	0	0	0
MBP SALINAS 44	1	0	0.0%	0	0	0	0	0	0	0	0
MBP SPRECKELS 2	0	0	0.0%	0	0	0	0	0	0	0	0
MBP ALISAL 2	0	0	0.0%	0	0	0	0	0	0	0	0
MBP ALISAL 3	0	0	0.0%	0	0	0	0	0	0	0	0
MBP ARROYO SECO	2	0	0.0%	0	0	0	0	0	0	0	0
MBP BEACH 2	0	0	0.0%	0	0	0	0	0	0	0	0
MBP BLANCO 3	1	1	100.0%	0	0	1	0	1	0	0	0
MBP BORONDA 3	0	0	0.0%	0	0	0	0	0	0	0	0
MBP BUENA VISTA 2	0	0	0.0%	0	0	0	0	0	0	0	0
MBP GRAVES 2	0	0	0.0%	0	0	0	0	0	0	0	0
MBP INDEPENDENCE	0	0	0.0%	0	0	0	0	0	0	0	0
MBP MARINA 1	0	0	0.0%	0	0	0	0	0	0	0	0
MBP MARINA 8	0	0	0.0%	0	0	0	0	0	0	0	0
MBP MARINA 9	0	0	0.0%	0	0	0	0	0	0	0	0
MBP MARINA 10	0	0	0.0%	0	0	0	0	0	0	0	0
MBP MARINA 11	4	1	25.0%	0	0	1	0	0	0	0	0

OFFICIAL STATEMENT OF VOTES CAST PRIMARY ELECTION HELD JUNE 7, 1988 MONTEREY COUNTY
 *** LIBERTARIAN PARTY ***

PAGE NUMBER 006.009.001
 Monterey County
 Registrar
 of Voters
 Ross J.
 Underwood

Presidential
 Primary
 June 7, 1988

	REGISTERED VOTERS	TURNOUT	TURNOUT PERCENTAGE	LIB PRESIDENTIAL CANDIDATE PREFERRED	LIB CONVENTION DELEGATES FILED	JACK DEAN LIB SENATOR	LIB 16TH CONGRESS FILED	LIB 17TH STATE SENATE FILED	MARK HINKLE LIB STATE ASSEMBLY	LIB 28TH STATE ASSEMBLY FILED	LIB 29TH STATE ASSEMBLY FILED	LIB COUNTY CENTRAL COMM FILED
METZ 2	MBP	0	0.0%	0	0	0	0	0	0	0	0	0
METZ 4	MBP	0	0.0%	0	0	0	0	0	0	0	0	0
METZ 5	MBP	0	0.0%	0	0	0	0	0	0	0	0	0
ORD 1	MBP	0	0.0%	0	0	0	0	0	0	0	0	0
ORD 4	MBP	0	0.0%	0	0	0	0	0	0	0	0	0
PARAISO 2	MBP	0	0.0%	0	0	0	0	0	0	0	0	0
PRIEST VALLEY	MBP	0	0.0%	0	0	0	0	0	0	0	0	0
RANCHO 1	MBP	0	0.0%	0	0	0	0	0	0	0	0	0
RANCHO 2	MBP	0	0.0%	0	0	0	0	0	0	0	0	0
RANCHO 3	MBP	0	0.0%	0	0	0	0	0	0	0	0	0
RIVERSIDE 1	MBP	0	0.0%	0	0	0	0	0	0	0	0	0
TULARCITOS 2	MBP	0	0.0%	0	0	0	0	0	0	0	0	0
TULARCITOS 3	MBP	0	0.0%	0	0	0	0	0	0	0	0	0
VALLETON	MBP	0	0.0%	0	0	0	0	0	0	0	0	0
VINEYARD	MBP	0	0.0%	0	0	0	0	0	0	0	0	0
BEACH 1	MBP	0	0.0%	0	0	0	0	0	0	0	0	0
DEL MONTE 4	MBP	0	0.0%	0	0	0	0	0	0	0	0	0
MONTEREY 9	MBP	0	0.0%	0	0	0	0	0	0	0	0	0
SEASIDE 9	MBP	0	0.0%	0	0	0	0	0	0	0	0	0
LOS LAURELES 1	MBP	0	0.0%	0	0	0	0	0	0	0	0	0
LOS LAURELES 2	MBP	0	0.0%	0	0	0	0	0	0	0	0	0
LOS LAURELES 3	MBP	0	0.0%	0	0	0	0	0	0	0	0	0
MONTEREY 10	MBP	0	0.0%	0	0	0	0	0	0	0	0	0
MONTEREY 18	MBP	0	0.0%	0	0	0	0	0	0	0	0	0
ORD 2	MBP	0	0.0%	0	0	0	0	0	0	0	0	0
ORD 3	MBP	0	0.0%	0	0	0	0	0	0	0	0	0
ORD 5	MBP	0	0.0%	0	0	0	0	0	0	0	0	0
PARAISO 1	MBP	0	0.0%	0	0	0	0	0	0	0	0	0
ARROYO SECO 2	MBP	0	0.0%	0	0	0	0	0	0	0	0	0
PLEYTO 2	MBP	0	0.0%	0	0	0	0	0	0	0	0	0
SAN ANTONIO 2	MBP	0	0.0%	0	0	0	0	0	0	0	0	0
SEASIDE 10	MBP	0	0.0%	0	0	0	0	0	0	0	0	0
TORO 6	MBP	0	0.0%	0	0	0	0	0	0	0	0	0
**** TOTALS ****	344	107	31.1%	0	0	72	0	0	21	0	0	0

SUMMARY

OFFICIAL STATEMENT OF VOTES CAST PRIMARY ELECTION HELD JUNE 7, 1988 MONTEREY COUNTY
 *** LIBERTARIAN PARTY ***

PAGE NUMBER 006.901.001
 Monterey County
 Registrar
 of Voters
 Ross J.
 Underwood

Presidential
 Primary
 June 7, 1988

	REGIS- TERED VOTERS	TURN- OUT	TURN OUT PERCENTAGE	LIB NO CANDIDATE FILED PREFER	LIB NO DELEGATES FILED	JACK DEAN SENATOR	LIB NO 16TH CONGR SSIONAL	LIB NO 17TH STATE SENATE	MARK HINKLE ASSEMBLY	LIB NO 28TH STATE ASSEMBLY	LIB NO 29TH STATE ASSEMBLY	LIB NO CANDIDATE CENTRAL COMM
14TH STATE SENATE	55	18	32.7%	0	0	13	0	0	0	0	0	0
17TH STATE SENATE	289	89	30.7%	0	0	59	0	0	21	0	0	0
TOTAL STATE SENATE TOTALS INCLUDE AV VOTE	344	107	31.1%	0	0	72	0	0	21	0	0	0
25TH STATE ASSEMBLY	97	28	28.8%	0	0	17	0	0	21	0	0	0
28TH STATE ASSEMBLY	172	55	31.9%	0	0	37	0	0	0	0	0	0
29TH STATE ASSEMBLY	75	24	32.0%	0	0	18	0	0	0	0	0	0
TOTAL STATE ASSEMBLY TOTALS INCLUDE AV VOTE	344	107	31.1%	0	0	72	0	0	21	0	0	0
1ST SUPERVISORIAL DIST	69	23	33.3%	0	0	14	0	0	10	0	0	0
2ND SUPERVISORIAL DIST	36	12	33.3%	0	0	7	0	0	9	0	0	0
3RD SUPERVISORIAL DIST	32	9	28.1%	0	0	9	0	0	2	0	0	0
4TH SUPERVISORIAL DIST	101	33	32.6%	0	0	22	0	0	0	0	0	0
5TH SUPERVISORIAL DIST	106	30	28.3%	0	0	20	0	0	0	0	0	0
TOTAL SUPERVISOR DIST TOTALS INCLUDE AV VOTE	344	107	31.1%	0	0	72	0	0	21	0	0	0
CARMEL	15	3	20.0%	0	0	2	0	0	0	0	0	0
DEL REY OAKS	2	1	50.0%	0	0	1	0	0	0	0	0	0
GONZALES	2	0	0.0%	0	0	0	0	0	0	0	0	0
GREENFIELD	2	0	0.0%	0	0	0	0	0	0	0	0	0
KING CITY	1	0	0.0%	0	0	0	0	0	0	0	0	0
MARINA	10	5	50.0%	0	0	5	0	0	0	0	0	0
MONTEREY	58	15	26.7%	0	0	8	0	0	0	0	0	0
PACIFIC GROVE	33	13	39.3%	0	0	10	0	0	0	0	0	0
SALINAS	69	22	31.8%	0	0	13	0	0	16	0	0	0
SAND CITY	0	0	0.0%	0	0	0	0	0	0	0	0	0
SEASIDE	31	8	25.8%	0	0	4	0	0	0	0	0	0
SOLEDAD	1	1	100.0%	0	0	1	0	0	1	0	0	0
UNINCORPORATED AREA	118	39	33.0%	0	0	28	0	0	4	0	0	0
TOTAL CITY VOTE TOTALS INCLUDE AV VOTES	344	107	31.1%	0	0	72	0	0	21	0	0	0
VOTE AT THE POLLS	344	101	29.3%	0	0	68	0	0	20	0	0	0
VOTE BY ABSENTEE BALLOT	0	6	0.0%	0	0	4	0	0	1	0	0	0
T O T A L V O T E	344	107	31.1%	0	0	72	0	0	21	0	0	0

OFFICIAL STATEMENT OF VOTES CAST PRIMARY ELECTION HELD JUNE 7, 1988 MONTEREY COUNTY
 *** JUDGE OF THE MUNICIPAL COURT NO. 6 ***

PAGE NUMBER 007.002.001
 Monterey County

Registrar
 of Voters

Ross J.
 Underwood

Presidential
 Primary
 June 7, 1988

REGISTERED
 VOTERS

TURNOUT

TURNOUT
 PERCENTAGE

MUNICIPAL COURT
 JUDGE # 6

MUNICIPAL COURT
 JUDGE # 6

	REGISTERED VOTERS	TURNOUT	TURNOUT PERCENTAGE	MUNICIPAL COURT JUDGE # 6	MUNICIPAL COURT JUDGE # 6
AV SALINAS 2	0	93	0.0%	56	27
025 SALINAS 2	1642	606	36.9%	370	186
AV SALINAS 3	0	76	0.0%	47	21
026 SALINAS 3	1537	634	41.2%	409	188
AV SALINAS 4	0	46	0.0%	29	10
027 SALINAS 4	834	360	43.1%	220	115
AV SALINAS 5	0	34	0.0%	26	6
028 SALINAS 5	656	294	44.8%	180	88
AV SALINAS 6	0	43	0.0%	31	6
029 SALINAS 6	640	263	41.0%	167	75
AV SALINAS 7	0	26	0.0%	22	3
030 SALINAS 7	577	268	46.4%	171	81
AV SALINAS 8	0	65	0.0%	41	18
031 SALINAS 8	1224	557	45.5%	364	157
AV SALINAS 9/10	0	48	0.0%	28	14
032 SALINAS 9/10	1198	459	38.3%	309	133
AV SALINAS 11	0	52	0.0%	39	8
033 SALINAS 11	1159	539	46.5%	359	162
AV SALINAS 12	0	24	0.0%	14	7
034 SALINAS 12	848	363	42.8%	239	112
AV SALINAS 13	0	40	0.0%	25	9
035 SALINAS 13	917	380	41.4%	255	99
AV SALINAS 14	0	37	0.0%	25	10
036 SALINAS 14	569	256	44.9%	163	72
AV SANTA RITA 1	0	17	0.0%	11	6
037 SANTA RITA 1	366	163	44.5%	100	49
AV SANTA RITA 2	0	32	0.0%	22	6
038 SANTA RITA 2	696	283	40.6%	178	93
AV ALISAL 1	0	3	0.0%	1	2
039 ALISAL 1	168	53	31.5%	23	20
AV BORONDA 1	0	8	0.0%	5	3
040 BORONDA 1	410	140	34.1%	78	43
AV SALINAS 16	0	61	0.0%	30	26
041 SALINAS 16	1127	448	39.7%	285	128
AV SALINAS 17	0	51	0.0%	32	12
042 SALINAS 17	988	400	40.4%	231	128
AV SALINAS 18	0	77	0.0%	60	10
043 SALINAS 18	964	444	46.0%	291	130
AV SALINAS 19	0	65	0.0%	40	21
044 SALINAS 19	739	388	52.5%	216	153
AV SALINAS 20	0	34	0.0%	23	7
045 SALINAS 20	493	189	38.3%	100	72
AV SALINAS 21	0	47	0.0%	33	10
046 SALINAS 21	767	180	23.4%	82	76
AV SALINAS 22	0	90	0.0%	57	18
047 SALINAS 22	832	351	42.1%	215	114
AV SALINAS 23	0	41	0.0%	27	13
048 SALINAS 23	502	251	50.0%	144	89

OFFICIAL STATEMENT OF VOTES CAST PRIMARY ELECTION HELD JUNE 7, 1988 MONTEREY COUNTY
 *** JUDGE OF THE MUNICIPAL COURT NO. 6 ***

PAGE NUMBER 007.009.001
 Monterey County
 Registrar
 of Voters
 Ross J.
 Underwood

Presidential
 Primary
 June 7, 1988

		REGISTERED VOTERS	TURNOUT	TURNOUT PERCENTAGE	ALAN HEDEGARD JUDGE # 6	RONALD PARRAVANO JUDGE # 6
METZ 2	MBP	2	1	50.0%	0	0
METZ 4	MBP	0	0	0.0%	0	0
METZ 5	MBP	32	22	68.7%	16	4
ORD 1	MBP	159	41	25.7%	23	14
ORD 4	MBP	0	0	0.0%	0	0
PARAISO 2	MBP	61	37	60.6%	27	8
PRIEST VALLEY	MBP	26	21	80.7%	14	6
RANCHO 1	MBP	48	31	64.5%	22	3
RANCHO 2	MBP	8	5	62.5%	5	0
RANCHO 3	MBP	0	0	0.0%	0	0
RIVERSIDE 1	MBP	4	2	50.0%	2	0
TULARCITOS 2	MBP	7	5	71.4%	1	2
TULARCITOS 3	MBP	19	10	52.6%	6	2
VALLETON	MBP	15	10	66.6%	9	1
VINEYARD	MBP	28	18	64.2%	14	1
BEACH 1	MBP	0	0	0.0%	0	0
DEL MONTE 4	MBP	0	0	0.0%	0	0
MONTEREY 9	MBP	25	11	44.0%	5	3
SEASIDE 9	MBP	314	60	19.1%	32	22
LOS LAURELES 1	MBP	61	34	55.7%	22	11
LOS LAURELES 2	MBP	0	0	0.0%	0	0
LOS LAURELES 3	MBP	3	1	33.3%	0	0
MONTEREY 10	MBP	135	44	32.5%	23	15
MONTEREY 18	MBP	480	245	51.0%	144	54
ORD 2	MBP	0	0	0.0%	0	0
ORD 3	MBP	2	1	50.0%	1	0
ORD 5	MBP	0	0	0.0%	0	0
PARAISO 1	MBP	0	0	0.0%	0	0
ARROYO SECO 2	MBP	3	0	0.0%	0	0
PLEYTO 2	MBP	0	0	0.0%	0	0
SAN ANTONIO 2	MBP	0	0	0.0%	0	0
SEASIDE 10	MBP	1250	310	24.8%	163	94
TORO 6	MBP	67	42	62.6%	23	16
**** TOTALS ****		127808	62221	48.6%	35087	22061

SUMMARY

OFFICIAL STATEMENT OF VOTES CAST PRIMARY ELECTION HELD JUNE 7, 1988 MONTEREY COUNTY

*** JUDGE OF THE MUNICIPAL COURT NO. 6 ***

PAGE NUMBER 00Z.901.001
Monterey County

Registrar
of Voters

Ross J.
Underwood

Presidential
Primary
June 7, 1988

REGISTERED
VOTERS

TURNOUT

TURNOUT
PERCENTAGE

MALAN
MUNICIPAL
HEDEGARD
COURT
JUDGE
6

MONICA
MUNICIPAL
CORRAVANO
COURT
JUDGE
6

14TH STATE SENATE	13081	6973	53.3%	3713	2718
17TH STATE SENATE	114727	55248	48.1%	31374	19343
TOTAL STATE SENATE	127808	62221	48.6%	35087	22061
TOTALS INCLUDE AV VOTE					
25TH STATE ASSEMBLY	49888	23269	46.6%	14376	7190
28TH STATE ASSEMBLY	56404	28189	49.9%	14855	10761
29TH STATE ASSEMBLY	21516	10763	50.0%	5856	4110
TOTAL STATE ASSEMBLY	127808	62221	48.6%	35087	22061
TOTALS INCLUDE AV VOTE					
1ST SUPERVISORIAL DIST	27207	12587	46.2%	7709	3924
2ND SUPERVISORIAL DIST	22621	10690	47.2%	6400	3454
3RD SUPERVISORIAL DIST	18096	8100	44.7%	5032	2516
4TH SUPERVISORIAL DIST	29645	15053	50.7%	7747	5849
5TH SUPERVISORIAL DIST	30239	15793	52.2%	8199	6318
TOTAL SUPERVISOR DIST	127808	62221	48.6%	35087	22061
TOTALS INCLUDE AV VOTE					
CARMEL	4038	1998	49.4%	964	876
DEL REY OAKS	963	583	60.5%	320	226
GONZALES	1082	512	47.3%	314	162
GREENFIELD	1605	645	40.1%	372	207
KING CITY	1830	858	46.8%	487	332
MARINA	6221	2617	42.0%	1622	806
MONTEREY	13406	6622	49.3%	3307	2687
PACIFIC GROVE	9698	5275	54.3%	2615	2145
SALINAS	34644	16395	47.3%	10115	5083
SAND CITY	105	43	40.9%	26	17
SEASIDE	11070	4930	44.5%	2621	1774
SOLEDAD	1794	693	38.6%	477	176
UNINCORPORATED AREA	41352	21050	50.9%	11847	7570
TOTAL CITY VOTE	127808	62221	48.6%	35087	22061
TOTALS INCLUDE AV VOTES					
VOTE AT THE POLLS	127808	54299	42.4%	30328	19768
VOTE BY ABSENTEE BALLOT	0	7922	0.0%	4759	2293
TOTAL VOTE	127808	62221	48.6%	35087	22061

SUMMARY

OFFICIAL STATEMENT OF VOTES CAST PRIMARY ELECTION HELD JUNE 7, 1988 MONTEREY COUNTY
 *** COUNTY SUPERVISOR DISTRICT NO. 1 ***

PAGE NUMBER 008.901.001
 Monterey County
 Registrar
 of Voters
 Ross J.
 Underwood

Presidential
 Primary
 June 7, 1988

	REGISTERED VOTERS	TURNOUT	TURNOUT PERCENTAGE	JAMES HEALY COUNTY SUPERVISOR DIST 1	MARC DEL PIERRO COUNTY SUPERVISOR DIST 1
14TH STATE SENATE	0	0	0.0%	0	0
17TH STATE SENATE	27207	12581	46.2%	4383	7605
TOTAL STATE SENATE	27207	12581	46.2%	4383	7605
TOTALS INCLUDE AV VOTE					
25TH STATE ASSEMBLY	20629	9632	46.7%	3361	5819
28TH STATE ASSEMBLY	6582	2949	44.8%	1022	1786
29TH STATE ASSEMBLY	0	0	0.0%	0	0
TOTAL STATE ASSEMBLY	27207	12581	46.2%	4383	7605
TOTALS INCLUDE AV VOTE					
1ST SUPERVISORIAL DIST	27207	12581	46.2%	4383	7605
2ND SUPERVISORIAL DIST	0	0	0.0%	0	0
3RD SUPERVISORIAL DIST	0	0	0.0%	0	0
4TH SUPERVISORIAL DIST	0	0	0.0%	0	0
5TH SUPERVISORIAL DIST	0	0	0.0%	0	0
TOTAL SUPERVISOR DIST	27207	12581	46.2%	4383	7605
TOTALS INCLUDE AV VOTE					
CARMEL	0	0	0.0%	0	0
DEL REY OAKS	0	0	0.0%	0	0
GONZALES	0	0	0.0%	0	0
GREENFIELD	0	0	0.0%	0	0
KING CITY	0	0	0.0%	0	0
MARINA	0	0	0.0%	0	0
MONTEREY	0	0	0.0%	0	0
PACIFIC GROVE	0	0	0.0%	0	0
SALINAS	12623	5920	46.8%	2007	3624
SAND CITY	0	0	0.0%	0	0
SEASIDE	0	0	0.0%	0	0
SOLEDAD	0	0	0.0%	0	0
UNINCORPORATED AREA	14584	6661	45.6%	2376	3981
TOTAL CITY VOTE	27207	12581	46.2%	4383	7605
TOTALS INCLUDE AV VOTES					
VOTE AT THE POLLS	27207	11267	41.4%	3919	6857
VOTE BY ABSENTEE BALLOT	0	1314	0.0%	464	748
TOTAL VOTE	27207	12581	46.2%	4383	7605

OFFICIAL STATEMENT OF VOTES CAST PRIMARY ELECTION HELD JUNE 7, 1988 MONTEREY COUNTY
 *** COUNTY SUPERVISOR DISTRICT NO. 4 ***

PAGE NUMBER 009.001.001
 Monterey County

Registrar
 of Voters

Ross J.
 Underwood

Presidential
 Primary
 June 7, 1988

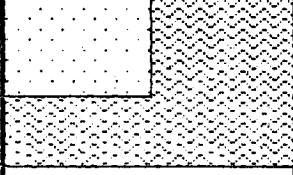
REGISTERED
 VOTERS
 TURNOUT
 TURNOUT
 PERCENTAGE
 COUNTY
 SUPERVISOR
 DISTRICT
 4

AV DEL REY OAKS	0	59	0.0%	49
093 DEL REY OAKS	963	524	54.4%	425
AV MONTEREY 1	0	73	0.0%	64
094 MONTEREY 1	1169	497	42.5%	384
AV MONTEREY 2	0	31	0.0%	24
095 MONTEREY 2	589	246	41.7%	205
AV MONTEREY 3	0	39	0.0%	26
096 MONTEREY 3	867	331	38.1%	248
AV MONTEREY 4	0	40	0.0%	30
097 MONTEREY 4	747	276	36.9%	223
AV MONTEREY 5	0	70	0.0%	50
098 MONTEREY 5	819	381	46.5%	304
AV MONTEREY 6	0	18	0.0%	14
099 MONTEREY 6	159	77	48.4%	61
AV MONTEREY 7	0	96	0.0%	76
100 MONTEREY 7	1698	638	37.5%	510
AV MONTEREY 8	0	50	0.0%	41
101 MONTEREY 8	795	327	41.1%	282
AV PACIFIC GROVE 1	0	117	0.0%	95
102 PACIFIC GROVE 1	1048	500	47.7%	409
AV PACIFIC GROVE 2	0	83	0.0%	65
103 PACIFIC GROVE 2	1084	508	46.8%	411
AV PACIFIC GROVE 3	0	60	0.0%	48
104 PACIFIC GROVE 3	745	328	44.0%	269
AV PACIFIC GROVE 4	0	64	0.0%	52
105 PACIFIC GROVE 4	1129	514	45.5%	420
AV PACIFIC GROVE 5	0	52	0.0%	38
106 PACIFIC GROVE 5	964	483	50.1%	397
AV PACIFIC GROVE 6	0	57	0.0%	48
107 PACIFIC GROVE 6	1082	499	46.1%	410
AV PACIFIC GROVE 7	0	21	0.0%	15
108 PACIFIC GROVE 7	310	142	45.8%	111
AV PACIFIC GROVE 8	0	100	0.0%	84
109 PACIFIC GROVE 8	1033	539	52.1%	462
AV PACIFIC GROVE 9	0	105	0.0%	73
110 PACIFIC GROVE 9	1138	518	45.2%	429
AV PACIFIC GROVE 10	0	38	0.0%	32
111 PACIFIC GROVE 10	1170	552	47.1%	476
AV PEBBLE BEACH 1	0	27	0.0%	19
112 PEBBLE BEACH 1	291	154	52.9%	113
AV PEBBLE BEACH 3	0	113	0.0%	80
113 PEBBLE BEACH 3	968	491	50.7%	347
AV PEBBLE BEACH 5	0	64	0.0%	47
114 PEBBLE BEACH 5	470	226	48.0%	173
AV PEBBLE BEACH 7	0	39	0.0%	32
115 PEBBLE BEACH 7	462	219	47.4%	164
AV SAND CITY	0	1	0.0%	4
116 SAND CITY	105	39	37.1%	31

OFFICIAL STATEMENT OF VOTES CAST PRIMARY ELECTION HELD JUNE 7, 1988 MONTEREY COUNTY
 *** COUNTY SUPERVISOR DISTRICT NO. 4 ***

PAGE NUMBER 009.002.001
 Monterey County
 Registrar
 of Voters

**Ross J.
 Underwood**



**Presidential
 Primary
 June 7, 1988**

REGISTERED VOTERS
 TURNOUT
 TURNOUT PERCENTAGE
 COUNTY KARRAS SUPERVISOR DIST 4

AV SEASIDE 1	0	36	0.0%	29
117 SEASIDE 1	1019	448	43.9%	380
AV SEASIDE 2	0	54	0.0%	40
118 SEASIDE 2	1186	551	46.4%	469
AV SEASIDE 3	0	50	0.0%	44
119 SEASIDE 3	1180	512	43.3%	444
AV SEASIDE 4	0	33	0.0%	28
120 SEASIDE 4	945	365	38.6%	314
AV SEASIDE 5	0	77	0.0%	70
121 SEASIDE 5	1319	497	37.6%	418
AV SEASIDE 6	0	78	0.0%	71
122 SEASIDE 6	1260	529	41.9%	425
AV SEASIDE 7	0	74	0.0%	72
123 SEASIDE 7	1306	606	46.4%	539
AV SEASIDE 8	0	65	0.0%	57
124 SEASIDE 8	1291	585	45.3%	500
BEACH 1 MBP	0	0	0.0%	0
DEL MONTE 4 MBP	0	0	0.0%	0
MONTEREY 9 MBP	25	11	44.0%	8
SEASIDE 9 MBP	314	60	19.1%	52
**** TOTALS ****	29645	15055	50.7%	12330

SUMMARY

OFFICIAL STATEMENT OF VOTES CAST PRIMARY ELECTION HELD JUNE 7, 1988 MONTEREY COUNTY
 *** COUNTY SUPERVISOR DISTRICT NO. 4 ***

PAGE NUMBER 009.901.001
 Monterey County
 Registrar
 of Voters
 Ross J.
 Underwood

Presidential
 Primary
 June 7, 1988

REGISTERED VOTERS
 TURNOUT
 TURNOUT PERCENTAGE
 COUNTY SUPERVISOR DISTRICT 4

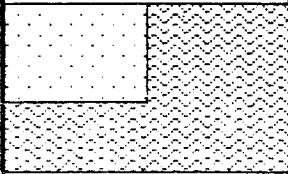
14TH STATE SENATE	0	0	0.0%	0
17TH STATE SENATE	29645	15055	50.7%	12330
TOTAL STATE SENATE	29645	15055	50.7%	12330
TOTALS INCLUDE AV VOTE				
25TH STATE ASSEMBLY	0	0	0.0%	0
28TH STATE ASSEMBLY	29331	14995	51.1%	12278
29TH STATE ASSEMBLY	314	60	19.1%	52
TOTAL STATE ASSEMBLY	29645	15055	50.7%	12330
TOTALS INCLUDE AV VOTE				
1ST SUPERVISORIAL DIST	0	0	0.0%	0
2ND SUPERVISORIAL DIST	0	0	0.0%	0
3RD SUPERVISORIAL DIST	0	0	0.0%	0
4TH SUPERVISORIAL DIST	29645	15055	50.7%	12330
5TH SUPERVISORIAL DIST	0	0	0.0%	0
TOTAL SUPERVISOR DIST	29645	15055	50.7%	12330
TOTALS INCLUDE AV VOTE				
CARMEL	0	0	0.0%	0
DEL REY OAKS	963	583	60.5%	474
GONZALES	0	0	0.0%	0
GREENFIELD	0	0	0.0%	0
KING CITY	0	0	0.0%	0
MARINA	0	0	0.0%	0
MONTEREY	6868	3201	46.6%	2550
PACIFIC GROVE	9698	5275	54.3%	4344
SALINAS	0	0	0.0%	0
SAND CITY	105	43	40.9%	35
SEASIDE	9820	4620	47.0%	3952
SOLEDAD	0	0	0.0%	0
UNINCORPORATED AREA	2191	1333	60.8%	975
TOTAL CITY VOTE	29645	15055	50.7%	12330
TOTALS INCLUDE AV VOTES				
VOTE AT THE POLLS	29645	13168	44.4%	10813
VOTE BY ABSENTEE BALLOT	0	1887	0.0%	1517
TOTAL VOTE	29645	15055	50.7%	12330

OFFICIAL STATEMENT OF VOTES CAST PRIMARY ELECTION HELD JUNE 7, 1988 MONTEREY COUNTY
 *** COUNTY SUPERVISOR DISTRICT NO. 5 ***

PAGE NUMBER 010.002.001
 Monterey County

Registrar
 of Voters

Ross J.
 Underwood



Presidential
 Primary
 June 7, 1988

KARIN STRASSER KAUFFMAN
 COUNTY SUPERVISOR DISTRICT 5

REGISTERED VOTERS
 TURNOUT
 TURNOUT PERCENTAGE

	REGISTERED VOTERS	TURNOUT	TURNOUT PERCENTAGE	KARIN STRASSER KAUFFMAN COUNTY SUPERVISOR DISTRICT 5
AV DEL MONTE 3	0	22	0.0%	16
149 DEL MONTE 3	220	79	35.9%	67
AV GORDA	0	17	0.0%	10
150 GORDA	214	78	36.4%	63
AV LOS LAURELES 4	0	10	0.0%	8
151 LOS LAURELES 4	142	72	50.7%	66
AV MONTEREY 11	0	101	0.0%	85
152 MONTEREY 11	1255	547	43.5%	439
AV MONTEREY 12	0	97	0.0%	83
153 MONTEREY 12	1438	557	38.7%	416
AV MONTEREY 13	0	91	0.0%	72
154 MONTEREY 13	956	456	47.6%	367
AV MONTEREY 14	0	32	0.0%	27
155 MONTEREY 14	406	182	44.8%	153
AV MONTEREY 15	0	83	0.0%	61
156 MONTEREY 15	923	449	48.6%	365
AV MONTEREY 16	0	36	0.0%	27
157 MONTEREY 16	267	108	40.4%	92
AV MONTEREY 17	0	39	0.0%	28
158 MONTEREY 17	678	354	52.2%	293
AV PALO COLORADO	0	17	0.0%	12
159 PALO COLORADO	192	89	46.3%	62
AV PEBBLE BEACH 2	0	19	0.0%	16
160 PEBBLE BEACH 2	321	155	48.2%	121
AV PEBBLE BEACH 4	0	98	0.0%	69
161 PEBBLE BEACH 4	822	343	41.7%	269
AV PEBBLE BEACH 6	0	45	0.0%	39
162 PEBBLE BEACH 6	356	170	47.7%	128
AV POINT LOBOS 1	0	47	0.0%	40
163 POINT LOBOS 1	540	281	52.0%	237
AV POINT LOBOS 2	0	20	0.0%	11
164 POINT LOBOS 2	328	168	51.2%	123
AV POINT LOBOS 3	0	23	0.0%	17
165 POINT LOBOS 3	314	156	49.6%	128
AV POINT LOBOS 4	0	67	0.0%	55
166 POINT LOBOS 4	629	312	49.6%	256
AV POINT LOBOS 5	0	21	0.0%	17
167 POINT LOBOS 5	231	116	50.2%	97
AV POINT LOBOS 6	0	58	0.0%	47
168 POINT LOBOS 6	409	179	43.7%	152
AV POINT LOBOS 7	0	17	0.0%	15
169 POINT LOBOS 7	292	117	40.0%	96
AV SUR	0	12	0.0%	10
170 SUR	397	165	41.5%	143
AV TORO 1	0	39	0.0%	29
171 TORO 1	525	229	43.6%	190
AV TORO 2	0	24	0.0%	20
172 TORO 2	588	254	43.1%	213

OFFICIAL STATEMENT OF VOTES CAST PRIMARY ELECTION HELD JUNE 7, 1988 MONTEREY COUNTY
 *** COUNTY SUPERVISOR DISTRICT NO. 5 ***

PAGE NUMBER 010.003.001
 Monterey County
 Registrar
 of Voters
 Ross J.
 Underwood

Presidential
 Primary
 June 7, 1988

KARIN STRASSER KAUFFMAN
 COUNTY SUPERVISOR DISTRICT 5

	REGISTERED VOTERS	TURNOUT	TURNOUT PERCENTAGE	
AV TORO 3	0	68	0.0%	58
173 TORO 3	1076	529	49.1%	434
AV TORO 4	0	43	0.0%	35
174 TORO 4	925	431	46.5%	367
AV TORO 5	0	35	0.0%	23
175 TORO 5	463	235	50.7%	180
AV TULARCITOS 1	0	25	0.0%	23
176 TULARCITOS 1	365	142	38.9%	101
LOS LAURELES 1 MBP	61	34	55.7%	31
LOS LAURELES 2 MBP	0	0	0.0%	0
LOS LAURELES 3 MBP	3	1	33.3%	1
MONTEREY 10 MBP	135	44	32.5%	35
MONTEREY 18 MBP	480	245	51.0%	199
ORD 2 MBP	0	0	0.0%	0
ORD 3 MBP	2	1	50.0%	0
ORD 5 MBP	0	0	0.0%	0
PARAISO 1 MBP	0	0	0.0%	0
ARROYO SECO 2 MBP	3	0	0.0%	0
PLEYTO 2 MBP	0	0	0.0%	0
SAN ANTONIO 2 MBP	0	0	0.0%	0
SEASIDE 10 MBP	1250	310	24.8%	254
TORO 6 MBP	67	42	62.6%	34
**** T O T A L S ****	30239	15795	52.2%	12842

SUMMARY

OFFICIAL STATEMENT OF VOTES CAST PRIMARY ELECTION HELD JUNE 7, 1988 MONTEREY COUNTY

*** COUNTY SUPERVISOR DISTRICT NO. 5 ***

PAGE NUMBER 010-901.001
Monterey County

Registrar
of Voters

Ross J.
Underwood

Presidential
Primary
June 7, 1988

REGISTERED
VOTERS

TURNOUT

TURNOUT
PERCENTAGE

KARIN
COUNTY
STRASSER
SUPERVISOR
KAUFFMAN
DISTRICT
5

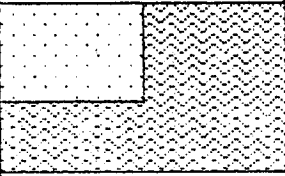
4TH STATE SENATE	9001	4992	55.4%	4089
7TH STATE SENATE	21238	10803	50.8%	8753
TOTAL STATE SENATE TOTALS INCLUDE AV VOTE	30239	15795	52.2%	12842
25TH STATE ASSEMBLY	0	0	0.0%	0
28TH STATE ASSEMBLY	14951	7809	52.2%	6314
29TH STATE ASSEMBLY	15288	7986	52.2%	6528
TOTAL STATE ASSEMBLY TOTALS INCLUDE AV VOTE	30239	15795	52.2%	12842
1ST SUPERVISORIAL DIST	0	0	0.0%	0
2ND SUPERVISORIAL DIST	0	0	0.0%	0
3RD SUPERVISORIAL DIST	0	0	0.0%	0
4TH SUPERVISORIAL DIST	0	0	0.0%	0
5TH SUPERVISORIAL DIST	30239	15795	52.2%	12842
TOTAL SUPERVISOR DIST TOTALS INCLUDE AV VOTE	30239	15795	52.2%	12842
CARMEL	4038	1998	49.4%	1638
DEL REY OAKS	0	0	0.0%	0
GONZALES	0	0	0.0%	0
GREENFIELD	0	0	0.0%	0
KING CITY	0	0	0.0%	0
MARINA	0	0	0.0%	0
MONTEREY	6538	3421	52.3%	2742
PACIFIC GROVE	0	0	0.0%	0
SALINAS	0	0	0.0%	0
SAND CITY	0	0	0.0%	0
SEASIDE	1250	310	24.8%	254
SOLEDAD	0	0	0.0%	0
UNINCORPORATED AREA	18413	10066	54.6%	8208
TOTAL CITY VOTE TOTALS INCLUDE AV VOTES	30239	15795	52.2%	12842
VOTE AT THE POLLS	30239	13530	44.7%	11043
VOTE BY ABSENTEE BALLOT	0	2265	0.0%	1799
T O T A L V O T E	30239	15795	52.2%	12842

OFFICIAL STATEMENT OF VOTES CAST PRIMARY ELECTION HELD JUNE 7, 1988 MONTEREY COUNTY
 *** CITY OF DEL REY OAKS - REG MUNICIPAL - MEMBER, CITY COUNCIL/MEASURES D.E.F ***

PAGE NUMBER 011.001.001
 Monterey County

Registrar
 of Voters

Ross J.
 Underwood



Presidential
 Primary
 June 7, 1988

	REGISTERED VOTERS	TURNOUT	TURNOUT PERCENTAGE	HAROLD R. WISHARD DEL REY OAKS CITY COUNCL	MIKE VENTIMIGLIA DEL REY OAKS CITY COUNCL	CHARLES W. BENSON DEL REY OAKS CITY COUNCL	SHALL THE DELECTORS MEASURE DEL REY OAKS	ELECT A MAYOR? MEASURE DEL REY OAKS	SHALL TERM OF MEASURE DEL REY OAKS	BE TWO YEARS? MEASURE DEL REY OAKS	SHALL TERM OF MEASURE DEL REY OAKS	BE FOUR YEARS? MEASURE DEL REY OAKS
AV DEL REY OAKS	963	59	60.0%	42	46	51	35	17	36	18	21	24
093 DEL REY OAKS	963	524	54.4%	354	376	402	342	132	293	131	145	257
**** TOTALS ****	963	583	60.5%	396	422	453	377	149	329	149	166	281

OFFICIAL STATEMENT OF VOTES CAST PRIMARY ELECTION HELD JUNE 7, 1988 MONTEREY COUNTY
 *** MONTEREY PENINSULA AIRPORT DISTRICT DIRECTOR ***

PAGE NUMBER 013.001.001
 Monterey County
 Registrar
 of Voters
 Ross J.
 Underwood

Presidential
 Primary
 June 7, 1988

	REGISTERED VOTERS	TURNOUT PERCENTAGE	MONCK FORD AIRPORT DIST	PATRICIA FAUL AIRPORT DIST	RUSSELL "SKYDOG" FARRER AIRPORT DIST	"MIGUEL" BOGART PREV AIRPORT DIST	DICK BEERLIN AIRPORT DIST	DICK SEARLE AIRPORT DIST							
AV DEL REY OAKS	0	58 0.0%	35	33	5	1	29	42							
093 DEL REY OAKS	963	524 54.4%	228	286	59	65	225	334							
AV MONTEREY 1	0	73 0.0%	38	38	14	13	26	43							
094 MONTEREY 1	1169	497 42.5%	224	274	91	86	202	268							
AV MONTEREY 2	0	31 0.0%	13	18	3	2	15	19							
095 MONTEREY 2	589	246 41.7%	104	129	45	42	92	131							
AV MONTEREY 3	0	39 0.0%	16	25	8	4	18	20							
096 MONTEREY 3	867	331 38.1%	142	171	66	70	113	157							
AV MONTEREY 4	0	40 0.0%	19	18	11	11	13	16							
097 MONTEREY 4	747	276 36.9%	129	160	50	53	120	146							
AV MONTEREY 5	0	70 0.0%	36	50	5	7	39	39							
098 MONTEREY 5	819	381 46.5%	160	246	58	62	196	241							
AV MONTEREY 6	0	18 0.0%	7	10	2	1	10	11							
099 MONTEREY 6	159	77 48.4%	33	51	9	7	46	38							
AV MONTEREY 7	0	96 0.0%	56	55	17	16	42	54							
100 MONTEREY 7	1698	638 37.5%	289	345	136	113	238	362							
AV MONTEREY 8	0	50 0.0%	25	28	7	4	20	32							
101 MONTEREY 8	798	327 41.1%	151	197	70	53	119	202							
AV PACIFIC GROVE 1	0	117 0.0%	66	70	9	14	51	76							
102 PACIFIC GROVE 1	1048	500 47.7%	231	293	75	70	227	287							
AV PACIFIC GROVE 2	0	83 0.0%	41	52	8	8	46	59							
103 PACIFIC GROVE 2	1084	508 46.8%	213	314	67	58	243	313							
AV PACIFIC GROVE 3	0	60 0.0%	34	38	7	11	27	36							
104 PACIFIC GROVE 3	748	328 44.0%	134	192	51	71	125	157							
AV PACIFIC GROVE 4	0	64 0.0%	38	32	10	11	26	32							
105 PACIFIC GROVE 4	1129	514 45.5%	219	315	95	102	197	255							
AV PACIFIC GROVE 5	0	52 0.0%	23	32	2	10	27	38							
106 PACIFIC GROVE 5	964	483 50.1%	209	306	65	78	237	305							
AV PACIFIC GROVE 6	0	57 0.0%	30	34	9	8	24	35							
107 PACIFIC GROVE 6	1082	499 46.1%	221	303	81	78	201	274							
AV PACIFIC GROVE 7	0	21 0.0%	12	12	4	1	6	7							
108 PACIFIC GROVE 7	310	142 45.8%	54	78	35	33	58	59							
AV PACIFIC GROVE 8	0	100 0.0%	49	62	5	4	52	62							
109 PACIFIC GROVE 8	1033	539 52.1%	227	352	59	61	290	340							
AV PACIFIC GROVE 9	0	105 0.0%	58	53	18	15	43	56							
110 PACIFIC GROVE 9	1133	513 45.2%	255	341	59	52	239	323							
AV PACIFIC GROVE 10	0	38 0.0%	18	20	7	9	16	17							
111 PACIFIC GROVE 10	1170	552 47.1%	225	335	91	94	257	312							
AV PEBBLE BEACH 1	0	27 0.0%	20	11	1	4	17	17							
112 PEBBLE BEACH 1	291	154 52.9%	67	111	9	6	97	114							
AV PEBBLE BEACH 3	0	113 0.0%	62	67	5	3	64	84							
113 PEBBLE BEACH 3	968	491 50.7%	232	300	34	39	292	346							
AV PEBBLE BEACH 5	0	64 0.0%	44	37	10	5	42	41							
114 PEBBLE BEACH 5	470	226 48.0%	101	152	21	13	142	158							
AV PEBBLE BEACH 7	0	39 0.0%	27	20	3	2	22	31							
115 PEBBLE BEACH 7	462	219 47.4%	110	139	19	21	123	161							
AV SAND CITY	0	4 0.0%	0	2	1	1	1	3							
116 SAND CITY	108	39 37.1%	25	22	10	3	15	20							

SUMMARY

OFFICIAL STATEMENT OF VOTES CAST PRIMARY ELECTION HELD JUNE 7, 1988 MONTEREY COUNTY

*** MONTEREY PENINSULA AIRPORT DISTRICT DIRECTOR ***

PAGE NUMBER 013.901.001
Monterey County

Registrar
of Voters

Ross J.
Underwood

Presidential
Primary
June 7, 1988

	REG- ISTERED VOTERS	TURN- OUT	TURN- OUT PER- CENT- AGE	MON- CK PEN- AIR- PORT DIST	PA- TRICIA PEN- AIR- PORT DIST	RUSS "SKY- DOG" FAR- REER DIST	"MI- GUEL" BOG- ARTI- REV DIST	MON- CK PEN- AIR- PORT DIST	MON- CK SEAR- LE AIR- PORT DIST
14TH STATE SENATE	1220	732	60.0%	350	465	57	58	402	463
17TH STATE SENATE	45445	23427	51.5%	10675	13958	3244	3020	10724	14106
TOTAL STATE SENATE TOTALS INCLUDE AV VOTE	46665	24159	51.7%	11025	14423	3301	3078	11126	14569
25TH STATE ASSEMBLY	0	0	0.0%	0	0	0	0	0	0
28TH STATE ASSEMBLY	44051	22666	51.4%	10324	13479	3155	2929	10334	13604
29TH STATE ASSEMBLY	2614	1493	57.1%	701	944	146	149	792	965
TOTAL STATE ASSEMBLY TOTALS INCLUDE AV VOTE	46665	24159	51.7%	11025	14423	3301	3078	11126	14569
1ST SUPERVISORIAL DIST	0	0	0.0%	0	0	0	0	0	0
2ND SUPERVISORIAL DIST	0	0	0.0%	0	0	0	0	0	0
3RD SUPERVISORIAL DIST	0	0	0.0%	0	0	0	0	0	0
4TH SUPERVISORIAL DIST	29331	14994	51.1%	6874	8678	2232	2094	6486	8831
5TH SUPERVISORIAL DIST	17334	9165	52.8%	4151	5745	1069	984	4640	5738
TOTAL SUPERVISOR DIST TOTALS INCLUDE AV VOTE	46665	24159	51.7%	11025	14423	3301	3078	11126	14569
CARMEL	4038	1998	49.4%	880	1274	208	228	1008	1245
DEL REY OAKS	963	582	60.4%	263	319	64	66	254	376
GONZALES	0	0	0.0%	0	0	0	0	0	0
GREENFIELD	0	0	0.0%	0	0	0	0	0	0
KING CITY	0	0	0.0%	0	0	0	0	0	0
MARINA	0	0	0.0%	0	0	0	0	0	0
MONTEREY	13406	6622	49.3%	3059	3886	1072	961	2939	3897
PACIFIC GROVE	9698	5275	54.3%	2357	3234	757	788	2392	3043
SALINAS	0	0	0.0%	0	0	0	0	0	0
SAND CITY	105	43	40.9%	25	24	11	4	16	23
SEASIDE	9506	4560	47.9%	2119	2440	705	599	1710	2653
SOLEDAD	0	0	0.0%	0	0	0	0	0	0
UNINCORPORATED AREA	8949	5079	56.7%	2322	3246	484	432	2807	3332
TOTAL CITY VOTE TOTALS INCLUDE AV VOTES	46665	24159	51.7%	11025	14423	3301	3078	11126	14569
VOTE AT THE POLLS	46665	20853	44.6%	9284	12500	2930	2739	9543	12522
VOTE BY ABSENTEE BALLOT	0	3306	0.0%	1741	1923	371	339	1583	2047
T O T A L V O T E	46665	24159	51.7%	11025	14423	3301	3078	11126	14569

OFFICIAL STATEMENT OF VOTES CAST PRIMARY ELECTION HELD JUNE 7, 1988 MONTEREY COUNTY
 *** STATE PROPOSITIONS 66 THRU 77 ***

PAGE NUMBER 014.001.001
 Monterey County

Registrar
 of Voters

Ross J.
 Underwood

Presidential
 Primary
 June 7, 1988

	REGISTERED VOTERS	TURNOUT	TURNOUT PERCENTAGE	ELECT PROPOSITION #66	COUNTY ASSESSOR? #66	INCREASE PROPOSITION #67	MURDER PENALTY? #67	LEGAL CAMPAIGNS #68	CNTRBTN/ SPEND LIMIT? #68	QUARANTINE #69	AIDS CARRIER? #69
				YES	NO	YES	NO	YES	NO	YES	NO
AV AROMAS	0	37	0.0%	26	7	31	3	19	12	24	10
001 AROMAS	867	393	45.3%	264	88	286	78	217	135	117	245
AV BLACKIE	0	41	0.0%	29	8	25	12	23	14	12	23
002 BLACKIE	668	251	37.5%	168	64	194	43	129	104	80	158
AV CASTROVILLE 1	0	23	0.0%	15	0	14	2	9	7	5	12
003 CASTROVILLE 1	624	214	34.2%	136	52	148	38	89	98	91	98
AV CASTROVILLE 2	0	34	0.0%	23	6	32	1	24	8	13	20
004 CASTROVILLE 2	911	339	37.2%	216	70	248	46	165	127	124	170
AV CASTROVILLE 5	0	1	0.0%	0	1	1	0	1	0	1	0
005 CASTROVILLE 5	180	61	33.8%	33	15	45	10	32	23	29	24
AV EL CAMINO	0	24	0.0%	14	3	15	5	10	10	7	11
006 EL CAMINO	234	103	44.0%	59	24	71	13	42	39	34	51
AV ELKHORN 1	0	20	0.0%	15	5	19	1	8	12	3	17
007 ELKHORN 1	646	284	43.9%	187	69	225	33	143	107	89	167
AV ELKHORN 2	0	24	0.0%	13	9	16	6	13	8	5	17
008 ELKHORN 2	425	173	40.7%	129	33	135	26	102	58	69	94
AV ELKHORN 3	0	11	0.0%	9	1	8	1	3	6	3	6
009 ELKHORN 3	437	170	38.9%	104	47	122	33	90	57	60	93
AV LAKE 1	0	40	0.0%	24	10	33	4	28	9	7	29
010 LAKE 1	865	351	40.5%	227	88	251	67	174	138	133	183
AV LAKE 2	0	39	0.0%	26	5	27	5	18	11	11	21
011 LAKE 2	572	238	41.6%	157	54	194	24	137	79	71	143
AV LAKE 3	0	9	0.0%	6	3	7	2	2	6	3	6
012 LAKE 3	141	43	30.4%	26	14	36	4	31	8	13	27
AV NATIVIDAD 2	0	22	0.0%	17	2	17	3	13	6	8	11
013 NATIVIDAD 2	454	172	37.8%	111	41	134	21	93	61	66	88
AV NATIVIDAD 3	0	18	0.0%	11	3	14	0	7	6	9	6
014 NATIVIDAD 3	451	206	45.6%	152	37	166	22	102	75	77	106
AV OAK HILLS 1	0	79	0.0%	49	16	68	3	42	27	28	42
015 OAK HILLS 1	965	379	39.2%	249	114	302	63	228	134	116	253
AV OAK HILLS 2	0	20	0.0%	15	3	12	4	10	7	4	14
016 OAK HILLS 2	360	175	48.6%	107	47	139	13	100	51	42	113
AV PAJARO 1	0	20	0.0%	14	2	15	2	10	8	5	11
017 PAJARO 1	495	189	37.3%	113	54	120	48	95	71	65	103
AV PAJARO 2	0	18	0.0%	10	4	11	3	11	3	3	11
018 PAJARO 2	588	244	41.4%	169	61	177	51	138	93	74	157
AV PAJARO 3	0	31	0.0%	15	12	23	4	16	9	8	19
019 PAJARO 3	655	292	44.5%	216	49	207	60	157	99	94	169
AV PAJARO 4	0	12	0.0%	9	2	11	1	9	1	2	9
020 PAJARO 4	323	152	47.0%	92	38	95	31	70	57	41	85
AV PRUNEDALE 1	0	10	0.0%	9	0	7	2	7	1	2	5
021 PRUNEDALE 1	417	181	43.4%	116	38	134	26	105	50	43	117
AV PRUNEDALE 2	0	61	0.0%	43	19	55	6	26	33	27	31
022 PRUNEDALE 2	1103	407	36.8%	262	104	304	65	206	163	109	264
AV PRUNEDALE 3	0	64	0.0%	42	13	51	6	37	21	28	30
023 PRUNEDALE 3	969	383	39.5%	244	101	286	59	175	163	108	240
AV SALINAS 1	0	21	0.0%	11	7	17	4	14	6	12	8
024 SALINAS 1	822	334	40.6%	224	73	265	43	176	120	122	180

OFFICIAL STATEMENT OF VOTES CAST PRIMARY ELECTION HELD JUNE 7, 1988 MONTEREY COUNTY
 *** STATE PROPOSITIONS 66 THRU 77 ***

PAGE NUMBER 014.002.001
 Monterey County

Registrar
 of Voters

Ross J.
 Underwood

Presidential
 Primary
 June 7, 1988

	REGISTERED VOTERS	TURNOUT PERCENTAGE		ELECT COUNTY ASSESOR?		INCREASE PROPOSITION #67		MURDER PENALTY? PROPOSITION #67		LEG CAMPAINS PROPOSITION #68		CNT RBTN/SPEND LIMIT? PROPOSITION #68		QUARANTINE PROPOSITION #69		AIDS CARRIER? PROPOSITION #69	
				YES	NO	YES	NO	YES	NO	YES	NO	YES	NO	YES	NO		
AV SALINAS 2	0	93	0.0%	53	25	74	8	44	36	40	48						
025 SALINAS 2	1642	606	36.9%	383	129	452	78	295	219	213	319						
AV SALINAS 3	0	76	0.0%	56	10	60	10	43	23	26	43						
026 SALINAS 3	1537	634	41.2%	452	116	522	65	316	252	206	383						
AV SALINAS 4	0	46	0.0%	32	4	36	3	22	13	17	21						
027 SALINAS 4	834	360	43.1%	256	66	274	54	183	136	114	216						
AV SALINAS 5	0	34	0.0%	26	5	26	6	16	16	10	22						
028 SALINAS 5	656	294	44.8%	195	61	225	29	150	97	86	166						
AV SALINAS 6	0	43	0.0%	30	6	38	1	25	12	15	21						
029 SALINAS 6	640	263	41.0%	177	45	188	35	133	90	83	144						
AV SALINAS 7	0	26	0.0%	13	7	19	2	12	7	12	9						
030 SALINAS 7	577	268	46.4%	191	44	207	33	141	94	81	158						
AV SALINAS 8	0	65	0.0%	40	11	48	5	31	19	17	34						
031 SALINAS 8	1224	557	45.5%	387	114	447	60	281	211	193	310						
AV SALINAS 9/10	0	48	0.0%	31	9	37	6	26	16	24	18						
032 SALINAS 9/10	1198	459	38.3%	325	92	366	53	211	202	188	237						
AV SALINAS 11	0	52	0.0%	38	5	41	2	25	16	21	24						
033 SALINAS 11	1159	539	46.5%	376	106	432	63	294	185	201	297						
AV SALINAS 12	0	24	0.0%	15	6	18	3	11	9	11	11						
034 SALINAS 12	848	363	42.8%	251	84	269	63	189	142	122	212						
AV SALINAS 13	0	40	0.0%	31	4	28	4	20	9	21	16						
035 SALINAS 13	917	380	41.4%	251	73	285	49	175	148	130	204						
AV SALINAS 14	0	37	0.0%	25	8	31	3	22	11	12	23						
036 SALINAS 14	569	256	44.9%	178	41	203	23	131	86	74	152						
AV SANTA RITA 1	0	17	0.0%	14	2	16	0	5	11	7	9						
037 SANTA RITA 1	366	163	44.5%	123	26	127	23	83	60	59	88						
AV SANTA RITA 2	0	32	0.0%	24	6	25	3	20	6	17	13						
038 SANTA RITA 2	696	283	40.6%	196	67	213	48	146	116	109	152						
AV ALISAL 1	0	3	0.0%	3	0	2	0	2	1	1	2						
039 ALISAL 1	168	53	31.5%	36	10	47	1	24	24	11	38						
AV BORONDA 1	0	8	0.0%	4	3	6	0	2	4	2	4						
040 BORONDA 1	410	140	34.1%	79	46	94	33	72	54	55	72						
AV SALINAS 16	0	61	0.0%	45	11	52	6	35	21	21	36						
041 SALINAS 16	1127	448	39.7%	326	93	370	52	247	165	136	290						
AV SALINAS 17	0	51	0.0%	36	11	47	3	29	15	31	17						
042 SALINAS 17	988	400	40.4%	266	91	313	49	210	132	137	228						
AV SALINAS 18	0	77	0.0%	58	11	63	10	41	28	27	45						
043 SALINAS 18	964	444	46.0%	318	82	359	52	241	159	120	286						
AV SALINAS 19	0	65	0.0%	44	13	55	5	35	24	16	46						
044 SALINAS 19	739	388	52.5%	285	81	320	53	213	144	92	274						
AV SALINAS 20	0	34	0.0%	25	3	24	5	16	14	14	16						
045 SALINAS 20	493	189	38.3%	130	34	126	38	92	73	66	101						
AV SALINAS 21	0	47	0.0%	33	7	36	4	23	17	15	26						
046 SALINAS 21	767	180	23.4%	116	36	121	33	103	45	66	92						
AV SALINAS 22	0	90	0.0%	68	13	70	13	45	38	24	57						
047 SALINAS 22	832	351	42.1%	255	65	272	51	188	132	85	240						
AV SALINAS 23	0	41	0.0%	33	4	33	5	21	16	17	20						
048 SALINAS 23	502	251	50.0%	174	53	187	41	114	109	64	161						

OFFICIAL STATEMENT OF VOTES CAST PRIMARY ELECTION HELD JUNE 7, 1988 MONTEREY COUNTY
 *** STATE PROPOSITIONS 66 THRU 77 ***

PAGE NUMBER 014.003.001
 Monterey County

Registrar
 of Voters

Ross J.
 Underwood

Presidential
 Primary
 June 7, 1988

	REGISTERED VOTERS	TURNOUT PERCENTAGE		ELECT PROPOSITION # 66		C COUNTY PROPOSITION ASSESSOR? # 66		I NCREASE PROPOSITION # 67		MURDER PENALTY? PROPOSITION # 67		L EG C AMPAIGNS PROPOSITION # 68		C NTRB TN/SPEND LIMIT? PROPOSITION # 68		Q U A R A N T I N E PROPOSITION # 69		A I D S C A R R I E R? PROPOSITION # 69	
				YES	NO	YES	NO	YES	NO	YES	NO	YES	NO	YES	NO	YES	NO		
AV SALINAS 24	0	86	0.0%	51	20	62	8	28	42	26	44								
049 SALINAS 24	682	320	46.9%	220	68	253	40	165	122	92	203								
AV SALINAS 25	0	28	0.0%	16	5	21	2	15	6	6	18								
050 SALINAS 25	363	178	49.0%	143	21	146	22	97	71	45	123								
AV SALINAS 26	0	73	0.0%	53	12	54	11	40	25	19	44								
051 SALINAS 26	927	440	47.4%	317	94	378	36	232	170	120	294								
AV SALINAS 27	0	115	0.0%	85	15	89	11	62	38	47	55								
052 SALINAS 27	1169	504	43.1%	359	102	419	54	262	189	129	338								
AV SALINAS 28	0	68	0.0%	54	8	63	4	30	33	20	45								
053 SALINAS 28	1193	590	49.4%	431	110	491	62	319	220	194	362								
AV SALINAS 29	0	60	0.0%	44	7	50	4	26	24	24	29								
054 SALINAS 29	853	402	47.1%	300	83	340	43	241	132	121	261								
AV SALINAS 30	0	120	0.0%	76	19	85	14	59	35	40	57								
055 SALINAS 30	1124	513	45.6%	375	99	422	54	271	205	164	309								
AV SALINAS 31	0	77	0.0%	64	5	61	10	40	30	19	49								
056 SALINAS 31	921	479	52.0%	370	84	414	42	236	211	129	318								
AV SALINAS 32	0	114	0.0%	81	16	82	23	56	43	33	69								
057 SALINAS 32	924	334	36.1%	203	79	228	58	178	111	114	170								
AV SALINAS 33	0	45	0.0%	35	5	36	7	23	17	23	20								
058 SALINAS 33	977	385	39.4%	263	76	269	58	206	123	128	203								
AV SALINAS 34	0	48	0.0%	35	11	38	6	27	18	17	27								
059 SALINAS 34	1036	328	31.6%	217	78	244	52	158	131	118	171								
AV SALINAS 35	0	42	0.0%	32	5	33	5	27	11	26	12								
060 SALINAS 35	1226	347	28.3%	210	94	243	65	176	130	139	173								
AV SALINAS 36	0	38	0.0%	17	13	27	8	19	17	18	16								
061 SALINAS 36	978	323	33.0%	187	85	207	70	142	126	119	157								
AV SALINAS 37	0	39	0.0%	28	6	29	2	25	9	17	16								
062 SALINAS 37	745	200	26.8%	123	51	135	37	93	74	78	95								
AV SALINAS 38	0	33	0.0%	20	9	27	5	19	11	16	16								
063 SALINAS 38	667	218	32.6%	145	47	158	44	104	93	79	119								
AV SALINAS 39	0	63	0.0%	45	11	50	6	31	22	27	29								
064 SALINAS 39	872	362	41.5%	266	59	271	55	206	118	129	201								
AV SALINAS 40	0	44	0.0%	37	4	36	6	20	19	18	23								
065 SALINAS 40	754	275	36.4%	183	57	200	46	138	103	99	148								
AV BRADLEY	0	9	0.0%	6	2	7	2	3	6	3	6								
066 BRADLEY	123	55	44.7%	38	11	45	7	15	35	19	33								
AV BUENA VISTA 1	0	69	0.0%	48	16	61	6	29	36	30	35								
067 BUENA VISTA 1	938	409	43.6%	267	94	318	47	207	144	123	239								
AV CHUALAR	0	18	0.0%	14	1	15	0	7	7	7	8								
068 CHUALAR	397	146	36.7%	97	35	109	23	68	60	49	80								
AV GONZALES	0	59	0.0%	41	4	42	7	35	13	19	29								
069 GONZALES	1082	457	42.2%	314	78	338	57	212	167	151	238								
AV GREENFIELD	0	58	0.0%	35	10	39	6	22	26	14	33								
070 GREENFIELD	1605	590	36.7%	388	112	430	73	250	241	199	295								
AV KING CITY 1	0	41	0.0%	24	12	36	3	19	17	15	21								
071 KING CITY 1	770	338	43.8%	244	59	262	39	144	154	88	217								
AV KING CITY 2	0	48	0.0%	42	3	45	0	23	21	20	23								
072 KING CITY 2	1060	431	40.6%	281	65	313	31	162	179	106	243								

OFFICIAL STATEMENT OF VOTES CAST PRIMARY ELECTION HELD JUNE 7, 1988 MONTEREY COUNTY
 *** STATE PROPOSITIONS 66 THRU 77 ***

PAGE NUMBER 014.004.001
 Monterey County

Registrar
 of Voters

Ross J.
 Underwood

Presidential
 Primary
 June 7, 1988

	REGISTERED VOTERS	TURNOUT	TURNOUT PERCENTAGE	ELECT PROPOSITION #66	COUNTY ASSESSOR? PROPOSITION #66	INCREASE PROPOSITION #67	MURDER PENALTY? PROPOSITION #67	LEG CAMPAIGNS PROPOSITION #68	CNTRB TN/SPEND LIMIT? #68	QUARANTINE PROPOSITION #69	AIDS CARRIER? PROPOSITION #69
				YES	NO	YES	NO	YES	NO	YES	NO
AV MARINA 2	0	68	0.0%	47	11	49	7	31	26	23	34
073 MARINA 2	1097	414	37.7%	255	108	325	48	242	123	120	254
AV MARINA 3	0	17	0.0%	12	3	15	0	10	6	6	10
074 MARINA 3	437	188	43.0%	116	52	141	30	89	76	63	108
AV MARINA 4	0	54	0.0%	41	11	44	8	36	16	19	35
075 MARINA 4	814	318	39.0%	194	97	253	41	168	120	101	189
AV MARINA 5	0	68	0.0%	41	19	55	5	35	22	27	34
076 MARINA 5	1191	384	32.2%	238	110	294	58	197	147	175	173
AV MARINA 6	0	67	0.0%	47	14	59	4	48	14	25	38
077 MARINA 6	1011	402	39.7%	237	128	302	68	217	155	148	220
AV MARINA 7	0	57	0.0%	35	19	47	5	31	24	23	33
078 MARINA 7	988	397	40.1%	244	117	324	46	220	141	150	221
AV METZ 1	0	21	0.0%	18	1	17	1	8	12	4	15
079 METZ 1	116	31	26.7%	20	7	23	2	12	14	6	20
AV METZ 3	0	13	0.0%	8	2	10	1	6	4	2	9
080 METZ 3	300	112	37.3%	73	23	83	17	35	63	40	61
AV MISSION	0	15	0.0%	10	0	9	2	3	8	5	5
081 MISSION	163	90	55.2%	55	17	73	5	28	46	24	54
AV PARKFIELD	0	2	0.0%	2	0	2	0	0	2	0	2
082 PARKFIELD	91	46	50.5%	31	6	32	5	18	19	10	28
AV PLEYTO 1	0	13	0.0%	7	3	10	1	9	2	1	10
083 PLEYTO 1	112	59	52.6%	35	15	41	7	23	26	20	29
AV RINCON	0	24	0.0%	15	7	20	3	6	16	3	20
084 RINCON	268	121	45.1%	81	18	92	11	40	60	35	68
AV RIVERSIDE 2	0	23	0.0%	13	9	16	6	11	11	8	15
085 RIVERSIDE 2	777	327	42.0%	232	54	263	27	142	149	97	192
AV SAN ANTONIO 1	0	26	0.0%	16	7	19	5	11	13	6	16
086 SAN ANTONIO 1	383	156	40.7%	110	26	120	16	68	68	49	84
AV SAN ARDO	0	12	0.0%	10	1	12	0	2	9	0	12
087 SAN ARDO	232	117	50.4%	66	17	79	9	22	64	21	66
AV SAN LUCAS	0	10	0.0%	9	0	7	2	4	5	4	5
088 SAN LUCAS	167	67	40.1%	43	11	49	6	21	33	16	39
AV SAN VICENTE	0	14	0.0%	10	1	10	0	1	10	1	10
089 SAN VICENTE	290	126	43.4%	74	27	89	13	43	58	35	69
AV SOLEDAD 1	0	26	0.0%	21	0	20	0	12	9	9	14
090 SOLEDAD 1	860	299	34.7%	143	90	194	46	105	132	93	145
AV SOLEDAD 2	0	40	0.0%	27	6	34	2	21	12	22	13
091 SOLEDAD 2	934	328	35.1%	188	60	212	43	131	117	127	122
AV SPRECKELS 1	0	21	0.0%	15	4	18	2	8	8	4	12
092 SPRECKELS 1	350	169	48.2%	117	36	123	31	79	71	65	87
AV DEL REY OAKS	0	59	0.0%	40	12	46	7	31	20	18	35
093 DEL REY OAKS	963	524	54.4%	315	169	426	65	298	179	144	342
AV MONTEREY 1	0	73	0.0%	48	11	56	10	48	16	15	49
094 MONTEREY 1	1169	497	42.5%	284	148	356	85	281	147	108	341
AV MONTEREY 2	0	31	0.0%	18	7	27	0	16	9	9	18
095 MONTEREY 2	589	246	41.7%	132	55	169	28	111	79	58	139
AV MONTEREY 3	0	39	0.0%	25	10	29	6	16	19	15	22
096 MONTEREY 3	867	331	38.1%	189	78	225	58	169	97	71	217

OFFICIAL STATEMENT OF VOTES CAST PRIMARY ELECTION HELD JUNE 7, 1988 MONTEREY COUNTY

*** STATE PROPOSITIONS 66 THRU 77 ***

PAGE NUMBER 014.005.001
Monterey County

Registrar
of Voters

Ross J.
Underwood

Presidential
Primary
June 7, 1988

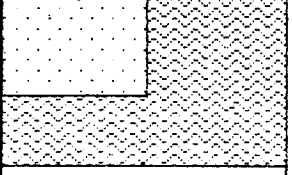
	REGISTERED VOTERS	TURNOUT		ELECT PROPOSITION # 66	COUNTRY ASSESSOR? # 66	INCREASE PROPOSITION # 67	MURDER PENALTY? # 67	LEG CAMPAIGNS # 68	CNT RBTN/ SPEND LIMIT? # 68	QUARANTINE PROPOSITION # 69	AIDS CARRIER? # 69
		PERCENTAGE									
AV MONTEREY 4	0	40	0.0%	17	10	27	6	20	11	8	23
097 MONTEREY 4	747	276	36.9%	151	81	183	59	155	77	50	190
AV MONTEREY 5	0	70	0.0%	47	10	52	7	32	25	21	39
098 MONTEREY 5	819	381	46.5%	212	127	304	38	244	98	74	273
AV MONTEREY 6	0	18	0.0%	8	6	13	2	11	4	3	12
099 MONTEREY 6	159	77	48.4%	31	27	47	9	34	20	16	40
AV MONTEREY 7	0	96	0.0%	64	21	78	11	51	33	36	50
100 MONTEREY 7	1698	638	37.5%	361	173	460	105	325	213	149	412
AV MONTEREY 8	0	50	0.0%	32	8	34	5	19	17	14	25
101 MONTEREY 8	795	327	41.1%	175	105	239	42	186	88	90	190
AV PACIFIC GROVE 1	0	117	0.0%	76	26	85	14	59	40	30	73
102 PACIFIC GROVE 1	1048	500	47.7%	260	168	365	81	289	140	116	330
AV PACIFIC GROVE 2	0	83	0.0%	51	19	66	8	45	25	22	49
103 PACIFIC GROVE 2	1084	508	46.8%	241	196	372	80	312	132	100	353
AV PACIFIC GROVE 3	0	60	0.0%	33	16	38	10	31	20	18	33
104 PACIFIC GROVE 3	745	328	44.0%	185	95	219	75	190	96	69	231
AV PACIFIC GROVE 4	0	64	0.0%	45	13	47	10	33	20	20	38
105 PACIFIC GROVE 4	1129	514	45.5%	296	148	344	109	317	136	107	358
AV PACIFIC GROVE 5	0	52	0.0%	32	15	45	2	31	16	19	29
106 PACIFIC GROVE 5	964	481	50.1%	261	154	370	64	272	153	96	342
AV PACIFIC GROVE 6	0	57	0.0%	42	7	45	4	32	17	7	44
107 PACIFIC GROVE 6	1082	499	46.1%	278	150	358	88	277	159	112	352
AV PACIFIC GROVE 7	0	21	0.0%	18	3	16	5	10	7	3	15
108 PACIFIC GROVE 7	310	142	45.8%	78	43	96	29	74	51	36	96
AV PACIFIC GROVE 8	0	100	0.0%	60	28	76	10	59	26	23	65
109 PACIFIC GROVE 8	1038	539	52.1%	280	199	407	84	322	156	104	389
AV PACIFIC GROVE 9	0	105	0.0%	76	16	84	12	66	29	39	53
110 PACIFIC GROVE 9	1138	513	45.2%	271	187	399	76	324	142	107	360
AV PACIFIC GROVE 10	0	38	0.0%	20	14	26	9	17	16	11	22
111 PACIFIC GROVE 10	1170	552	47.1%	310	181	402	101	321	164	143	365
AV PEBBLE BEACH 1	0	27	0.0%	15	3	18	3	8	10	4	15
112 PEBBLE BEACH 1	291	154	52.9%	89	50	126	16	84	52	39	101
AV PEBBLE BEACH 3	0	113	0.0%	71	30	92	7	63	33	30	68
113 PEBBLE BEACH 3	968	491	50.7%	269	182	418	32	258	185	122	317
AV PEBBLE BEACH 5	0	64	0.0%	37	17	52	3	32	26	19	41
114 PEBBLE BEACH 5	470	226	48.0%	104	93	175	26	106	89	43	160
AV PEBBLE BEACH 7	0	39	0.0%	26	10	32	6	17	19	9	29
115 PEBBLE BEACH 7	462	219	47.4%	107	88	185	17	117	76	59	143
AV SAND CITY	0	0	0.0%	2	1	2	1	3	1	1	3
116 SAND CITY	105	39	37.1%	22	12	31	6	20	15	20	16
AV SEASIDE 1	0	36	0.0%	26	8	33	3	19	14	8	26
117 SEASIDE 1	1019	448	43.9%	267	128	331	71	228	161	165	234
AV SEASIDE 2	0	54	0.0%	32	13	40	8	28	18	19	28
118 SEASIDE 2	1186	551	46.4%	340	146	411	95	300	193	205	299
AV SEASIDE 3	0	50	0.0%	32	10	34	9	32	11	21	24
119 SEASIDE 3	1180	512	43.3%	294	129	322	108	244	175	190	249
AV SEASIDE 4	0	38	0.0%	22	5	23	3	12	13	13	12
120 SEASIDE 4	945	365	38.6%	210	113	263	67	187	135	130	192

OFFICIAL STATEMENT OF VOTES CAST PRIMARY ELECTION HELD JUNE 7, 1988 MONTEREY COUNTY
 *** STATE PROPOSITIONS 66 THRU 77 ***

PAGE NUMBER 014.006.001
 Monterey County

Registrar
 of Voters

Ross J.
 Underwood



Presidential
 Primary
 June 7, 1988

	REGISTERED VOTERS	TURNOUT PERCENTAGE		ELECT PROPOSITION #66		COUNTY ASSESSOR? PROPOSITION #66		INCREASE PROPOSITION #67		MURDER PENALTY? PROPOSITION #67		LEG CAMPAIGNS PROPOSITION #68		CNT RBTN/SPEND LIMIT? PROPOSITION #68		QUA ANTI NE PROPOSITION #69		AIDS CARRIER? PROPOSITION #69	
				YES	NO	YES	NO	YES	NO	YES	NO	YES	NO	YES	NO	YES	NO		
AV SEASIDE 5	0	77	0.0%	54	14	61	11	48	24	37	32								
121 SEASIDE 5	1319	497	37.6%	271	138	305	107	223	184	206	213								
AV SEASIDE 6	0	78	0.0%	43	24	57	11	40	29	26	44								
122 SEASIDE 6	1260	529	41.9%	281	142	314	115	247	169	217	228								
AV SEASIDE 7	0	74	0.0%	49	14	62	8	44	20	26	38								
123 SEASIDE 7	1306	606	46.4%	336	162	401	119	322	185	212	296								
AV SEASIDE 8	0	65	0.0%	43	16	53	4	35	22	33	26								
124 SEASIDE 8	1291	585	45.3%	347	161	449	74	295	206	206	311								
AV CARMEL 1	0	74	0.0%	44	20	60	7	39	25	16	47								
125 CARMEL 1	967	391	40.4%	195	133	279	65	225	112	100	253								
AV CARMEL 2	0	64	0.0%	39	9	48	4	30	21	22	30								
126 CARMEL 2	917	371	40.4%	188	117	259	60	193	113	85	233								
AV CARMEL 3	0	96	0.0%	58	20	63	18	46	31	22	63								
127 CARMEL 3	1085	447	41.1%	236	149	331	69	270	120	100	305								
AV CARMEL 4	0	95	0.0%	49	26	68	13	52	24	23	54								
128 CARMEL 4	1069	460	43.0%	223	181	348	67	289	120	88	317								
AV CARMEL VALLEY 1	0	52	0.0%	29	11	35	9	25	17	15	26								
129 CARMEL VALLEY 1	573	298	52.0%	135	121	228	35	166	91	71	196								
AV CARMEL VALLEY 2	0	30	0.0%	18	9	21	5	15	10	8	18								
130 CARMEL VALLEY 2	544	260	47.7%	115	111	181	51	150	76	39	198								
AV CARMEL VALLEY 3	0	46	0.0%	30	10	39	3	20	20	15	28								
131 CARMEL VALLEY 3	523	230	43.9%	124	90	192	24	129	81	57	157								
AV CARMEL VALLEY 4	0	47	0.0%	28	4	32	10	22	12	10	25								
132 CARMEL VALLEY 4	690	297	43.0%	166	84	220	47	190	70	67	200								
AV CARMEL VALLEY 5	0	33	0.0%	23	8	26	5	20	9	10	20								
133 CARMEL VALLEY 5	523	242	46.2%	126	94	176	42	125	97	57	164								
AV CARMEL VALLEY 6	0	48	0.0%	26	18	41	1	26	17	15	26								
134 CARMEL VALLEY 6	523	202	38.6%	112	73	169	25	121	67	51	140								
AV CARMEL VALLEY 7	0	41	0.0%	26	7	29	3	29	2	3	30								
135 CARMEL VALLEY 7	416	194	46.6%	105	58	131	33	102	66	29	139								
AV CARMEL VALLEY 8	0	42	0.0%	20	12	32	4	23	12	8	26								
136 CARMEL VALLEY 8	348	190	54.5%	76	82	131	27	119	42	34	128								
AV CARMEL VALLEY 9	0	43	0.0%	27	10	34	3	22	14	10	29								
137 CARMEL VALLEY 9	358	223	62.2%	99	91	180	8	115	76	36	157								
AV CARMEL VALLEY 10	0	45	0.0%	30	13	34	7	30	11	11	32								
138 CARMEL VALLEY 10	546	259	47.4%	147	75	189	36	147	77	41	187								
AV CARMEL VALLEY 11	0	26	0.0%	11	12	18	5	13	10	5	17								
139 CARMEL VALLEY 11	312	193	61.8%	101	69	157	20	118	57	29	149								
AV CARMEL VALLEY 12	0	42	0.0%	30	3	31	3	20	15	11	22								
140 CARMEL VALLEY 12	424	206	48.5%	110	67	160	18	115	62	43	139								
AV CARMEL VALLEY 13	0	16	0.0%	13	3	14	2	11	3	4	10								
141 CARMEL VALLEY 13	307	146	47.5%	67	48	93	28	72	51	31	90								
AV CARMEL VALLEY 14	0	15	0.0%	12	2	14	0	10	4	7	7								
142 CARMEL VALLEY 14	293	127	43.3%	59	50	97	21	78	36	32	87								
AV CARMEL VALLEY 15	0	35	0.0%	22	9	24	9	19	13	8	25								
143 CARMEL VALLEY 15	456	224	49.1%	97	83	147	36	118	65	41	148								
AV CARMEL WOODS 1	0	19	0.0%	9	5	12	2	13	4	8	9								
144 CARMEL WOODS 1	178	77	43.2%	43	22	54	12	37	30	17	51								

OFFICIAL STATEMENT OF VOTES CAST PRIMARY ELECTION HELD JUNE 7, 1988 MONTEREY COUNTY
 *** STATE PROPOSITIONS 66 THRU 77 ***

PAGE NUMBER 014.007.001
 Monterey County

Registrar
 of Voters

Ross J.
 Underwood

Presidential
 Primary
 June 7, 1988

	REGISTERED VOTERS	TURNOUT		ELECT PROPOSITION # 66	COUNTY ASSESSOR? PROPOSITION # 66	INCREASE PROPOSITION # 67	MURDER PENALTY? PROPOSITION # 67	LEGAL CAMPAIGNS PROPOSITION # 68	CENTRBTN/ SPEND LIMIT? PROPOSITION # 68	QUARANTINE PROPOSITION # 69	AIDS CARRIER? PROPOSITION # 69
		PERCENTAGE									
AV CARMEL WOODS 2	0	58	0.0%	39	11	40	9	32	15	10	41
145 CARMEL WOODS 2	912	391	42.8%	222	118	287	64	247	94	94	269
AV CARMEL WOODS 3	0	30	0.0%	18	8	21	5	17	10	7	19
146 CARMEL WOODS 3	223	104	46.6%	55	36	84	9	51	39	17	74
AV DEL MONTE 1	0	49	0.0%	24	13	37	3	23	12	18	23
147 DEL MONTE 1	471	233	49.4%	115	95	169	43	132	78	52	163
AV DEL MONTE 2	0	13	0.0%	7	3	9	1	5	5	5	5
148 DEL MONTE 2	308	135	43.8%	80	42	100	26	73	47	32	93
AV DEL MONTE 3	0	22	0.0%	12	10	18	1	15	6	7	14
149 DEL MONTE 3	220	79	35.9%	53	22	67	8	50	23	16	60
AV GORDA	0	17	0.0%	13	1	9	5	12	1	2	12
150 GORDA	214	78	36.4%	45	16	35	26	41	18	14	51
AV LOS LAURELES 4	0	10	0.0%	6	2	4	4	5	2	2	5
151 LOS LAURELES 4	142	72	50.7%	37	23	52	12	41	20	18	45
AV MONTEREY 11	0	101	0.0%	60	22	78	9	47	41	28	57
152 MONTEREY 11	1255	547	43.5%	288	188	423	61	306	164	116	359
AV MONTEREY 12	0	97	0.0%	54	19	66	9	42	34	27	49
153 MONTEREY 12	1438	557	38.7%	274	152	379	76	298	148	111	338
AV MONTEREY 13	0	91	0.0%	53	22	74	4	47	29	20	57
154 MONTEREY 13	956	456	47.6%	238	175	358	62	280	133	112	301
AV MONTEREY 14	0	32	0.0%	23	2	23	7	23	6	9	21
155 MONTEREY 14	406	182	44.8%	87	78	133	33	108	59	37	133
AV MONTEREY 15	0	83	0.0%	47	21	61	11	42	27	19	52
156 MONTEREY 15	923	449	48.6%	239	146	338	56	266	122	99	302
AV MONTEREY 16	0	36	0.0%	23	6	29	3	17	14	5	26
157 MONTEREY 16	267	108	40.4%	69	28	85	14	57	38	27	71
AV MONTEREY 17	0	39	0.0%	17	18	33	3	21	15	19	18
158 MONTEREY 17	678	354	52.2%	193	117	291	31	190	127	83	237
AV PALO COLORADO	0	17	0.0%	8	7	11	4	5	11	3	13
159 PALO COLORADO	192	89	46.3%	44	24	49	24	41	25	10	61
AV PEBBLE BEACH 2	0	19	0.0%	6	8	13	1	10	3	5	9
160 PEBBLE BEACH 2	321	155	48.2%	86	52	120	24	83	55	42	99
AV PEBBLE BEACH 4	0	98	0.0%	62	20	76	10	44	40	27	60
161 PEBBLE BEACH 4	822	343	41.7%	159	149	275	33	174	132	92	216
AV PEBBLE BEACH 6	0	45	0.0%	24	14	34	5	24	15	10	29
162 PEBBLE BEACH 6	356	170	47.7%	91	62	131	18	79	75	41	116
AV POINT LOBOS 1	0	47	0.0%	33	9	33	6	33	12	12	31
163 POINT LOBOS 1	540	281	52.0%	134	115	208	43	171	78	59	200
AV POINT LOBOS 2	0	20	0.0%	10	7	14	1	8	9	6	11
164 POINT LOBOS 2	328	168	51.2%	84	64	130	21	90	54	31	123
AV POINT LOBOS 3	0	23	0.0%	14	5	17	4	10	8	7	14
165 POINT LOBOS 3	314	156	49.6%	84	49	114	20	81	52	37	99
AV POINT LOBOS 4	0	67	0.0%	40	11	39	10	28	19	8	41
166 POINT LOBOS 4	629	312	49.6%	160	104	214	64	174	99	69	212
AV POINT LOBOS 5	0	21	0.0%	14	6	16	3	12	7	7	12
167 POINT LOBOS 5	233	116	50.2%	70	35	87	15	68	34	24	80
AV POINT LOBOS 6	0	58	0.0%	33	10	35	7	32	14	16	31
168 POINT LOBOS 6	409	179	43.7%	95	63	147	16	95	65	40	127

SUMMARY

OFFICIAL STATEMENT OF VOTES CAST PRIMARY ELECTION HELD JUNE 7, 1988 MONTEREY COUNTY

*** STATE PROPOSITIONS 66 THRU 77 ***

PAGE NUMBER 014 901.001 Monterey County Registrar of Voters Ross J. Underwood Presidential Primary June 7, 1988	REGISTERED	TURNOUT	TURNOUT	PROPOSITION	PROPOSITION	PROPOSITION	MURDER	PROPOSITION	PROPOSITION	PROPOSITION	PROPOSITION	PROPOSITION	PROPOSITION
	VOTERS		PERCENTAGE	# 66	ASSESSOR?	# 67	PENALTY?	# 67	CAMPAGNS	SPEND	LIMIT?	ANTINE	CARRIER?
				YES	NO	YES	NO	YES	NO	YES	NO	YES	NO
14TH STATE SENATE	13081	6973	53.3%	3945	1992	5104	968	3534	2447	1549	4549		
17TH STATE SENATE	114727	55248	48.1%	34309	14064	41781	7662	29062	19223	16629	32827		
TOTAL STATE SENATE TOTALS INCLUDE AV VOTE	127808	62221	48.6%	38254	16056	46885	8630	32596	21670	18178	37376		
25TH STATE ASSEMBLY	49888	23269	46.6%	15862	4748	17918	3043	11701	8754	7625	13289		
28TH STATE ASSEMBLY	56404	28189	49.9%	16077	8315	20848	4191	15339	9127	7891	17207		
29TH STATE ASSEMBLY	21516	10763	50.0%	6315	2993	8119	1396	5556	3789	2662	6880		
TOTAL STATE ASSEMBLY TOTALS INCLUDE AV VOTE	127808	62221	48.6%	38254	16056	46885	8630	32596	21670	18178	37376		
1ST SUPERVISORIAL DIST	27207	12581	46.2%	8454	2700	9617	1743	6456	4638	4239	7121		
2ND SUPERVISORIAL DIST	22621	10690	47.2%	7473	2140	8314	1440	5562	3975	3420	6307		
3RD SUPERVISORIAL DIST	18096	8100	44.7%	5211	1780	6139	960	3699	3260	2658	4408		
4TH SUPERVISORIAL DIST	29645	15055	50.7%	8492	4466	10980	2351	8174	4791	4168	9201		
5TH SUPERVISORIAL DIST	30239	15795	52.2%	8624	4970	11835	2136	8705	5006	3693	10339		
TOTAL SUPERVISOR DIST TOTALS INCLUDE AV VOTE	127808	62221	48.6%	38254	16056	46885	8630	32596	21670	18178	37376		
CARMEL	4038	1998	49.4%	1032	655	1456	303	1144	566	456	1302		
DEL REY OAKS	963	583	60.5%	355	181	472	72	329	199	162	377		
GONZALES	1082	512	47.3%	355	82	380	64	247	180	170	267		
GREENFIELD	1605	645	40.1%	423	122	469	79	272	267	213	328		
KING CITY	1830	858	46.8%	591	139	656	73	348	371	229	504		
MARINA	6221	2617	42.0%	1626	732	2054	343	1427	932	968	1432		
MONTEREY	13406	6622	49.3%	3638	1939	4914	869	3593	2028	1568	4204		
PACIFIC GROVE	9698	5275	54.3%	2913	1677	3860	871	3081	1545	1182	3597		
SALINAS	34644	16395	47.3%	11391	3231	12767	2108	8443	6062	5401	9459		
SAND CITY	105	43	40.9%	24	13	33	6	23	16	21	19		
SEASIDE	11070	4930	44.5%	2870	1320	3463	849	2512	1680	1887	2419		
SOLEDAD	1794	693	38.6%	379	156	460	91	269	270	251	294		
UNINCORPORATED AREA	41352	21050	50.9%	12657	5809	15901	2902	10908	7554	5670	13174		
TOTAL CITY VOTE TOTALS INCLUDE AV VOTES	127808	62221	48.6%	38254	16056	46885	8630	32596	21670	18178	37376		
VOTE AT THE POLLS	127808	54299	42.4%	33066	14478	40785	7758	28507	18968	15677	32924		
VOTE BY ABSENTEE BALLOT	0	7922	0.0%	5188	1578	6100	872	4089	2702	2501	4452		
T.O.T.A.L. V.O.T.E.	127808	62221	48.6%	38254	16056	46885	8630	32596	21670	18178	37376		

OFFICIAL STATEMENT OF VOTES CAST PRIMARY ELECTION HELD JUNE 7, 1988 MONTEREY COUNTY
 *** STATE PROPOSITIONS 66 THRU 77 ***

PAGE NUMBER 014.001.002
 Monterey County

Registrar
 of Voters

Ross J.
 Underwood

Presidential
 Primary
 June 7, 1988

	REGISTERED VOTERS	TURNOUT	TURNOUT PERCENTAGE	WILDLIFE COASTAL PROPOSITION #70	PRK BOND INITIATIVE? #70	APPROPRIATIONS #71	PRIMIT ADJUSTMENT? #71	3% STATE BUDGET PROPOSITION #72	RESERVE; TRANSPORTIN? #72	CAMPAIGN FUNDING #73	CONTRIBUTION LIMIT? #73
				YES	NO	YES	NO	YES	NO	YES	NO
AV AROMAS	D	37	0.0%	19	15	10	21	17	16	24	9
001 AROMAS	867	393	45.3%	233	127	157	205	143	220	243	126
AV BLACKIE	D	41	0.0%	22	15	13	24	16	23	25	14
002 BLACKIE	668	251	37.5%	119	117	100	123	95	129	157	72
AV CASTROVILLE 1	D	28	0.0%	14	5	6	13	15	4	12	7
003 CASTROVILLE 1	624	214	34.2%	121	67	92	105	84	110	131	69
AV CASTROVILLE 2	D	34	0.0%	16	17	13	17	13	18	23	10
004 CASTROVILLE 2	911	339	37.2%	159	134	137	166	99	205	169	140
AV CASTROVILLE 5	D	1	0.0%	0	1	0	1	0	1	1	0
005 CASTROVILLE 5	180	61	33.8%	31	25	25	31	24	31	38	20
AV EL CAMINO	D	24	0.0%	7	11	3	15	14	6	17	4
006 EL CAMINO	234	108	44.0%	33	51	29	56	34	48	44	42
AV ELKHORN 1	D	20	0.0%	13	7	6	13	5	14	15	5
007 ELKHORN 1	646	284	43.9%	153	105	120	139	98	168	166	100
AV ELKHORN 2	D	24	0.0%	10	12	12	11	10	13	19	4
008 ELKHORN 2	425	173	40.7%	98	64	69	92	62	100	106	58
AV ELKHORN 3	D	11	0.0%	3	5	1	7	3	5	8	1
009 ELKHORN 3	437	170	38.9%	83	68	57	100	50	110	113	51
AV LAKE 1	D	40	0.0%	19	19	8	26	21	15	21	16
010 LAKE 1	865	351	40.5%	169	148	126	197	121	201	196	128
AV LAKE 2	D	35	0.0%	18	14	14	21	18	16	27	6
011 LAKE 2	572	238	41.6%	138	79	104	120	80	142	139	90
AV LAKE 3	D	9	0.0%	7	2	2	6	3	6	7	2
012 LAKE 3	141	48	30.4%	25	13	17	19	16	21	27	14
AV NATIVIDAD 2	D	22	0.0%	14	4	6	14	5	16	16	6
013 NATIVIDAD 2	454	172	37.8%	83	71	70	86	52	102	100	63
AV NATIVIDAD 3	D	18	0.0%	7	8	3	12	1	14	15	0
014 NATIVIDAD 3	451	205	45.6%	93	92	78	106	59	123	113	75
AV OAK HILLS 1	D	79	0.0%	49	23	37	32	34	37	47	24
015 OAK HILLS 1	965	379	39.2%	242	122	199	167	126	237	242	129
AV OAK HILLS 2	D	20	0.0%	10	7	8	12	4	16	10	10
016 OAK HILLS 2	360	175	48.6%	81	71	66	94	61	98	109	59
AV PAJARO 1	D	20	0.0%	14	4	7	10	10	7	14	3
017 PAJARO 1	495	185	37.3%	102	64	71	92	66	98	105	67
AV PAJARO 2	D	18	0.0%	12	2	6	11	7	10	6	9
018 PAJARO 2	588	244	41.4%	124	104	88	142	88	142	162	73
AV PAJARO 3	D	31	0.0%	15	10	7	20	6	23	17	12
019 PAJARO 3	655	292	44.5%	184	79	133	131	98	165	176	99
AV PAJARO 4	D	12	0.0%	6	6	4	8	5	7	9	3
020 PAJARO 4	323	152	47.0%	68	63	50	77	51	78	79	54
AV PRUNEDALE 1	D	10	0.0%	4	4	3	6	1	8	5	4
021 PRUNEDALE 1	417	181	43.4%	94	66	80	87	58	105	114	53
AV PRUNEDALE 2	D	67	0.0%	26	34	21	41	23	41	51	11
022 PRUNEDALE 2	1103	407	36.8%	235	137	185	193	127	252	258	136
AV PRUNEDALE 3	D	64	0.0%	36	21	21	27	18	33	41	14
023 PRUNEDALE 3	969	383	39.5%	184	165	158	200	133	233	225	139
AV SALINAS 1	D	21	0.0%	9	11	8	11	6	13	15	5
024 SALINAS 1	822	334	40.6%	193	107	173	129	99	200	206	107

OFFICIAL STATEMENT OF VOTES CAST PRIMARY ELECTION HELD JUNE 7, 1988 MONTEREY COUNTY
 *** STATE PROPOSITIONS 66 THRU 77 ***

PAGE NUMBER 014.002.002
 Monterey County

Registrar
 of Voters

Ross J.
 Underwood

Presidential
 Primary
 June 7, 1988

	REGISTERED VOTERS	TURNOUT	TURNOUT PERCENTAGE	WORLD LIFE COASTAL PROPOSITION #70	PRK BOND INITIATIVE? #70	APPROPRIATION #71	PRIMIT ADJUSTMENT? #71	3% STATE BUDGET PROPOSITION #72	RESERVE; TRANSPORTN? #72	CAMPaign FUNDING #73	CONTRIBUTION LIMIT? #73
				YES	NO	YES	NO	YES	NO	YES	NO
AV SALINAS 2	0	93	0.0%	49	30	33	49	25	56	63	20
025 SALINAS 2	1642	606	36.9%	302	220	269	264	202	338	312	232
AV SALINAS 3	0	76	0.0%	28	38	32	40	35	38	58	10
026 SALINAS 3	1537	634	41.2%	364	211	308	281	192	401	351	245
AV SALINAS 4	0	46	0.0%	20	15	15	21	9	28	25	11
027 SALINAS 4	834	360	43.1%	193	133	156	178	92	245	194	154
AV SALINAS 5	0	34	0.0%	16	15	17	14	17	15	23	10
028 SALINAS 5	656	294	44.8%	133	116	131	138	82	188	166	107
AV SALINAS 6	0	43	0.0%	21	16	13	22	18	17	28	12
029 SALINAS 6	640	263	41.0%	135	90	116	120	73	164	131	103
AV SALINAS 7	0	26	0.0%	12	8	11	10	8	14	13	9
030 SALINAS 7	577	268	46.4%	140	94	123	128	83	167	151	95
AV SALINAS 8	0	65	0.0%	30	21	30	26	24	34	45	14
031 SALINAS 8	1224	557	45.5%	289	209	235	270	166	346	328	195
AV SALINAS 9/10	0	48	0.0%	26	17	25	21	18	27	32	13
032 SALINAS 9/10	1198	459	38.3%	243	177	217	217	158	276	266	170
AV SALINAS 11	0	52	0.0%	24	19	16	31	19	28	40	8
033 SALINAS 11	1159	539	46.5%	286	199	269	237	151	354	315	184
AV SALINAS 12	0	24	0.0%	15	7	8	13	9	12	10	11
034 SALINAS 12	848	363	42.8%	199	131	167	176	147	191	210	135
AV SALINAS 13	0	40	0.0%	25	11	18	17	19	17	27	11
035 SALINAS 13	917	380	41.4%	183	147	143	203	119	228	209	147
AV SALINAS 14	0	37	0.0%	18	16	13	22	14	21	26	9
036 SALINAS 14	569	256	44.9%	127	94	108	118	74	155	148	88
AV SANTA RITA 1	0	17	0.0%	7	9	7	10	8	9	11	4
037 SANTA RITA 1	366	163	44.5%	77	70	66	78	62	86	98	55
AV SANTA RITA 2	0	32	0.0%	13	17	12	18	12	16	24	5
038 SANTA RITA 2	696	283	40.6%	145	117	120	140	74	187	158	111
AV ALISAL 1	0	3	0.0%	1	0	0	3	3	0	3	0
039 ALISAL 1	168	53	31.5%	17	30	15	31	22	22	37	11
AV BORONDA 1	0	8	0.0%	3	3	3	4	2	5	3	4
040 BORONDA 1	410	140	34.1%	67	60	65	61	47	81	79	50
AV SALINAS 16	0	61	0.0%	32	25	33	19	20	33	40	15
041 SALINAS 16	1127	448	39.7%	266	157	226	189	145	272	287	145
AV SALINAS 17	0	51	0.0%	35	15	11	29	17	27	34	9
042 SALINAS 17	988	400	40.4%	231	132	184	173	106	252	226	135
AV SALINAS 18	0	77	0.0%	38	32	25	46	27	44	50	23
043 SALINAS 18	964	444	46.0%	257	145	209	191	104	294	259	152
AV SALINAS 19	0	65	0.0%	20	39	25	36	20	41	37	23
044 SALINAS 19	739	388	52.5%	215	153	187	168	130	225	201	160
AV SALINAS 20	0	34	0.0%	15	14	12	18	13	15	21	10
045 SALINAS 20	493	189	38.3%	97	66	78	87	56	110	101	65
AV SALINAS 21	0	47	0.0%	26	15	20	22	21	20	31	12
046 SALINAS 21	767	180	23.4%	97	57	86	67	53	99	92	64
AV SALINAS 22	0	90	0.0%	45	39	33	53	25	59	49	34
047 SALINAS 22	832	351	42.1%	213	112	170	143	94	221	199	129
AV SALINAS 23	0	41	0.0%	23	15	18	19	8	30	24	16
048 SALINAS 23	502	251	50.0%	130	97	114	109	97	130	141	93

OFFICIAL STATEMENT OF VOTES CAST PRIMARY ELECTION HELD JUNE 7, 1988 MONTEREY COUNTY
 *** STATE PROPOSITIONS 66 THRU 77 ***

PAGE NUMBER 014.003.002
 Monterey County
 Registrar
 of Voters

Ross J.
 Underwood

Presidential
 Primary
 June 7, 1988

	REGISTERED VOTERS	TURNOUT	TURNOUT PERCENTAGE	WILDLIFFE COASTAL PROPOSITION #70	PRRK BOND INITIATIVE? #70	APPROPRIATIONS PROPOSITION #71	LIMIT ADJUSTMENT? #71	3% STATE BUDGET PROPOSITION #72	RESERVE; TRANSPORTN? #72	CAMPAIGN FUNDING PROPOSITION #73	CONTRIBUTION LIMIT? #73
				YES	NO	YES	NO	YES	NO	YES	NO
AV SALINAS 24	0	86	0.0%	23	48	23	49	31	44	57	18
049 SALINAS 24	682	320	46.9%	178	112	134	151	91	203	186	112
AV SALINAS 25	0	28	0.0%	15	10	9	16	9	18	19	7
050 SALINAS 25	363	178	49.0%	97	69	88	80	47	124	92	73
AV SALINAS 26	0	73	0.0%	34	28	22	38	19	39	49	16
051 SALINAS 26	927	440	47.4%	240	169	208	199	135	275	252	167
AV SALINAS 27	0	115	0.0%	54	49	35	69	46	60	80	28
052 SALINAS 27	1169	504	43.1%	272	193	220	242	141	322	294	182
AV SALINAS 28	0	68	0.0%	29	35	25	38	28	35	50	14
053 SALINAS 28	1193	590	49.4%	329	219	283	253	178	363	342	204
AV SALINAS 29	0	60	0.0%	23	29	22	30	23	29	38	15
054 SALINAS 29	853	402	47.1%	232	143	205	170	107	273	220	168
AV SALINAS 30	0	120	0.0%	42	58	38	64	33	65	77	22
055 SALINAS 30	1124	513	45.6%	284	192	206	267	168	308	320	167
AV SALINAS 31	0	77	0.0%	28	38	27	44	25	42	56	14
056 SALINAS 31	921	479	52.0%	226	224	176	267	135	309	310	142
AV SALINAS 32	0	114	0.0%	47	60	45	56	32	66	79	23
057 SALINAS 32	924	334	36.1%	155	128	141	145	104	188	162	134
AV SALINAS 33	0	45	0.0%	22	18	14	27	13	27	25	15
058 SALINAS 33	977	385	39.4%	207	119	175	171	99	244	212	137
AV SALINAS 34	0	48	0.0%	26	18	18	27	13	30	30	16
059 SALINAS 34	1036	328	31.6%	164	126	141	147	92	194	183	120
AV SALINAS 35	0	42	0.0%	18	20	17	17	8	27	30	8
060 SALINAS 35	1226	347	28.3%	170	139	140	163	97	212	180	137
AV SALINAS 36	0	38	0.0%	16	18	5	27	7	26	21	13
061 SALINAS 36	978	323	33.0%	150	126	140	142	84	198	163	124
AV SALINAS 37	0	39	0.0%	17	16	15	15	8	21	21	10
062 SALINAS 37	745	200	26.8%	92	77	77	92	58	108	92	83
AV SALINAS 38	0	33	0.0%	17	13	8	19	9	21	22	9
063 SALINAS 38	667	218	32.6%	111	89	92	102	63	131	105	94
AV SALINAS 39	0	63	0.0%	20	33	19	37	21	36	45	16
064 SALINAS 39	872	362	41.5%	179	144	138	180	110	214	185	140
AV SALINAS 40	0	44	0.0%	17	23	9	26	11	26	30	10
065 SALINAS 40	754	275	36.4%	117	125	105	135	88	153	136	107
AV BRADLEY	0	9	0.0%	1	8	0	9	3	5	5	3
066 BRADLEY	123	55	44.7%	18	31	15	37	24	25	43	11
AV BUENA VISTA 1	0	69	0.0%	32	35	13	52	34	31	41	24
067 BUENA VISTA 1	938	409	43.6%	210	152	191	192	146	239	265	125
AV CHUALAR	0	18	0.0%	7	9	7	10	7	8	13	1
068 CHUALAR	397	146	36.7%	59	73	37	96	62	68	83	50
AV GONZALES	0	55	0.0%	22	26	18	30	16	33	36	15
069 GONZALES	1082	457	42.2%	223	165	218	180	123	272	248	165
AV GREENFIELD	0	55	0.0%	26	21	21	23	19	26	34	15
070 GREENFIELD	1605	590	36.7%	264	235	229	285	183	328	312	210
AV KING CITY 1	0	41	0.0%	11	26	11	29	13	27	31	9
071 KING CITY 1	770	338	43.8%	138	168	124	190	159	156	208	97
AV KING CITY 2	0	48	0.0%	17	25	15	30	24	21	35	9
072 KING CITY 2	1060	431	40.6%	150	194	187	202	177	214	270	95

OFFICIAL STATEMENT OF VOTES CAST PRIMARY ELECTION HELD JUNE 7, 1988 MONTEREY COUNTY
 *** STATE PROPOSITIONS 66 THRU 77 ***

PAGE NUMBER 014,004.002
 Monterey County

Registrar
 of Voters

Ross J.
 Underwood

Presidential
 Primary
 June 7, 1988

	REGISTERED VOTERS	TURNOUT	TURNOUT PERCENTAGE	WILD LIFE PROPOSITION #70	PRK BOND PROPOSITION #70	PRK BOND INITIATIVE?	APPROPRIATION #71	LIMIT ADJUSTMENT? #71	PRO STATE BUDGET #72	RESERVE; TRANSPORTN? #72	CAMPaign FUNDING #73	CONTRIBUTION LIMIT? #73
				YES	NO	YES	NO	YES	NO	YES	NO	NO
AV MARINA 2	0	68	0.0%	43	14		39	23	31	29	45	16
073 MARINA 2	1097	414	37.7%	240	128		219	161	144	233	250	140
AV MARINA 3	0	17	0.0%	9	7		11	6	11	5	15	1
074 MARINA 3	437	188	43.0%	82	86		76	95	71	103	116	57
AV MARINA 4	0	54	0.0%	27	25		13	34	23	24	39	10
075 MARINA 4	814	318	39.0%	158	130		145	160	131	171	182	123
AV MARINA 5	0	68	0.0%	44	17		30	33	28	35	43	16
076 MARINA 5	1191	384	32.2%	195	153		169	179	141	214	216	143
AV MARINA 6	0	67	0.0%	40	22		31	32	31	32	50	13
077 MARINA 6	1011	402	39.7%	223	150		183	185	157	210	217	161
AV MARINA 7	0	57	0.0%	32	24		30	22	25	28	42	11
078 MARINA 7	988	397	40.1%	204	157		172	190	146	220	240	132
AV METZ 1	0	21	0.0%	1	18		4	15	11	8	16	5
079 METZ 1	116	31	26.7%	7	19		7	17	12	13	19	8
AV METZ 3	0	13	0.0%	7	5		3	6	4	5	6	6
080 METZ 3	300	112	37.3%	31	70		32	65	37	61	72	31
AV MISSION	0	15	0.0%	4	8		0	12	7	4	13	0
081 MISSION	163	90	55.2%	20	55		16	65	30	50	55	23
AV PARKFIELD	0	2	0.0%	0	2		0	2	1	1	1	1
082 PARKFIELD	91	46	50.5%	10	28		14	30	18	26	26	19
AV PLEYTO 1	0	13	0.0%	6	5		4	6	4	6	10	0
083 PLEYTO 1	112	59	52.6%	20	29		15	43	25	32	38	19
AV RINCON	0	24	0.0%	8	15		5	18	16	8	19	4
084 RINCON	268	121	45.1%	38	63		30	77	51	58	79	31
AV RIVERSIDE 2	0	23	0.0%	11	12		5	18	10	13	14	7
085 RIVERSIDE 2	777	327	42.0%	137	153		150	167	117	202	220	93
AV SAN ANTONIO 1	0	26	0.0%	6	18		7	16	10	14	17	8
086 SAN ANTONIO 1	383	156	40.7%	46	85		55	88	61	84	107	40
AV SAN ARDO	0	12	0.0%	1	10		1	9	7	3	9	1
087 SAN ARDO	232	117	50.4%	15	75		21	81	64	37	82	23
AV SAN LUCAS	0	10	0.0%	3	6		3	7	6	3	7	2
088 SAN LUCAS	167	67	40.1%	16	40		19	40	31	28	47	13
AV SAN VICENTE	0	14	0.0%	2	9		4	8	7	5	8	2
089 SAN VICENTE	290	126	43.4%	44	60		48	66	53	61	76	35
AV SOLEDAD 1	0	26	0.0%	14	7		5	17	14	8	15	8
090 SOLEDAD 1	860	299	34.7%	131	107		129	131	104	158	142	107
AV SOLEDAD 2	0	40	0.0%	19	13		22	13	15	18	28	7
091 SOLEDAD 2	934	328	35.1%	153	98		163	122	122	160	149	117
AV SPRECKELS 1	0	21	0.0%	8	10		4	12	6	10	12	8
092 SPRECKELS 1	350	169	48.2%	97	59		70	88	62	95	109	55
AV DEL REY OAKS	0	59	0.0%	34	22		24	27	25	25	43	9
093 DEL REY OAKS	963	524	54.4%	259	225		173	259	190	251	313	177
AV MONTEREY 1	0	73	0.0%	44	19		39	28	27	40	49	17
094 MONTEREY 1	1169	497	42.5%	291	148		212	226	166	281	261	177
AV MONTEREY 2	0	31	0.0%	17	11		11	14	12	12	20	6
095 MONTEREY 2	589	246	41.7%	129	68		105	109	86	125	122	77
AV MONTEREY 3	0	39	0.0%	21	15		18	17	12	22	29	8
096 MONTEREY 3	867	331	38.1%	193	90		123	162	120	168	184	101

OFFICIAL STATEMENT OF VOTES CAST PRIMARY ELECTION HELD JUNE 7, 1988 MONTEREY COUNTY
STATE PROPOSITIONS 66 THRU 77

PAGE NUMBER 014,005.002
 Monterey County

Registrar
 of Voters

Ross J.
 Underwood

Presidential
 Primary
 June 7, 1988

	REGISTERED VOTERS	TURNOUT	TURNOUT PERCENTAGE	PROPOSITION #70	PROPOSITION #70	PROPOSITION #71	PROPOSITION #71	PROPOSITION #72	PROPOSITION #72	PROPOSITION #73	PROPOSITION #73
				YES	NO	YES	NO	YES	NO	YES	NO
AV MONTEREY 4	0	40	0.0%	23	9						
097 MONTEREY 4	747	276	36.9%	152	89	20	12	14	19	28	7
AV MONTEREY 5	0	70	0.0%	46	16	106	136	93	152	151	93
098 MONTEREY 5	819	381	46.5%	217	127	27	35	29	36	52	11
AV MONTEREY 6	0	18	0.0%	6	8	158	190	149	197	191	156
099 MONTEREY 6	159	77	48.4%	24	31	8	9	7	11	11	6
AV MONTEREY 7	0	96	0.0%	59	29	17	47	29	31	35	25
100 MONTEREY 7	1698	638	37.5%	388	166	46	36	36	46	64	20
AV MONTEREY 8	0	50	0.0%	14	23	276	293	224	339	369	190
101 MONTEREY 8	795	327	41.1%	165	114	14	22	23	14	30	13
AV PACIFIC GROVE 1	0	117	0.0%	58	37	136	155	141	149	179	111
102 PACIFIC GROVE 1	1048	500	47.7%	280	164	47	61	44	62	77	28
AV PACIFIC GROVE 2	0	83	0.0%	45	28	187	255	192	241	281	173
103 PACIFIC GROVE 2	1084	508	46.8%	280	169	33	46	32	47	52	26
AV PACIFIC GROVE 3	0	60	0.0%	33	18	189	261	201	254	269	207
104 PACIFIC GROVE 3	745	328	44.0%	224	77	22	32	29	25	47	10
AV PACIFIC GROVE 4	0	64	0.0%	34	25	22	32	29	25	47	17
105 PACIFIC GROVE 4	1129	514	45.5%	327	137	21	38	33	27	47	17
AV PACIFIC GROVE 5	0	52	0.0%	28	19	207	232	173	277	261	203
106 PACIFIC GROVE 5	964	483	50.1%	289	149	22	24	20	25	35	13
AV PACIFIC GROVE 6	0	57	0.0%	34	16	222	219	158	279	259	185
107 PACIFIC GROVE 6	1082	499	46.1%	311	150	20	30	26	22	41	10
AV PACIFIC GROVE 7	0	21	0.0%	11	9	208	226	181	257	306	153
108 PACIFIC GROVE 7	310	142	45.8%	96	34	8	10	4	15	10	9
AV PACIFIC GROVE 8	0	100	0.0%	49	37	63	62	41	87	85	44
109 PACIFIC GROVE 8	1033	539	52.1%	314	182	34	54	38	48	68	27
AV PACIFIC GROVE 9	0	105	0.0%	49	43	209	272	193	294	255	247
110 PACIFIC GROVE 9	1133	513	45.2%	289	183	40	57	46	53	78	23
AV PACIFIC GROVE 10	0	38	0.0%	21	13	218	251	190	278	277	198
111 PACIFIC GROVE 10	1170	552	47.1%	352	154	10	23	5	28	25	10
AV PEBBLE BEACH 1	0	27	0.0%	11	9	253	222	159	327	312	190
112 PEBBLE BEACH 1	291	154	52.9%	63	75	7	18	14	12	20	6
AV PEBBLE BEACH 3	0	113	0.0%	58	42	58	91	70	78	92	56
113 PEBBLE BEACH 3	968	491	50.7%	223	226	33	68	50	53	77	28
AV PEBBLE BEACH 5	0	64	0.0%	29	29	129	305	209	223	290	161
114 PEBBLE BEACH 5	470	226	48.0%	96	109	17	42	32	30	48	15
AV PEBBLE BEACH 7	0	39	0.0%	16	21	68	137	88	116	125	79
115 PEBBLE BEACH 7	462	219	47.4%	83	116	12	28	20	21	31	11
AV SAND CITY	0	4	0.0%	3	1	58	145	110	91	134	69
116 SAND CITY	105	39	37.1%	13	23	2	2	1	2	2	1
AV SEASIDE 1	0	36	0.0%	20	15	11	25	18	18	22	15
117 SEASIDE 1	1019	448	43.9%	224	174	11	20	17	13	25	7
AV SEASIDE 2	0	54	0.0%	26	21	177	231	149	256	257	159
118 SEASIDE 2	1186	551	46.4%	306	194	22	29	25	26	38	13
AV SEASIDE 3	0	50	0.0%	33	10	243	263	216	284	354	156
119 SEASIDE 3	1180	512	43.3%	245	178	23	27	15	35	32	16
AV SEASIDE 4	0	33	0.0%	19	8	222	223	190	256	293	159
120 SEASIDE 4	945	365	38.6%	186	136	9	20	13	15	25	6
						139	190	151	173	199	140

OFFICIAL STATEMENT OF VOTES CAST PRIMARY ELECTION HELD JUNE 7, 1988 MONTEREY COUNTY
 *** STATE PROPOSITIONS 66 THRU 77 ***

PAGE NUMBER 014.006.002
 Monterey County

Registrar
 of Voters

Ross J.
 Underwood

Presidential
 Primary
 June 7, 1988

	REGISTERED VOTERS	TURNOUT	TURNOUT PERCENTAGE	WILDLIFFE, COASTAL, PROPOSITION #70	YES	NO	PRK BOND INITIATIVE? PROPOSITION #70	YES	NO	APPROPRIATIONS #71	YES	NO	LIMIT ADJUSTMENT? PROPOSITION #71	YES	NO	3% STATE BUDGET PROPOSITION #72	YES	NO	PRESERVE; TRANSPORTN? PROPOSITION #72	YES	NO	CAMPBIGN FUNDING PROPOSITION #73	YES	NO	CONTRIBUTION LIMIT? PROPOSITION #73	YES	NO
AV SEASIDE 5	0	77	0.0%	50	22					34	36					29	44					44	29				
121 SEASIDE 5	1319	497	37.6%	257	160					202	240					186	251					258	184				
AV SEASIDE 6	0	78	0.0%	44	25					33	38					24	45					37	32				
122 SEASIDE 6	1260	529	41.9%	248	182					229	211					175	259					291	164				
AV SEASIDE 7	0	74	0.0%	37	27					33	34					26	41					43	22				
123 SEASIDE 7	1306	606	46.4%	299	201					292	243					212	324					335	205				
AV SEASIDE 8	0	65	0.0%	37	21					23	36					29	32					39	19				
124 SEASIDE 8	1291	585	45.3%	310	207					222	293					197	327					329	205				
AV CARMEL 1	0	74	0.0%	32	33					23	42					33	35					44	20				
125 CARMEL 1	967	391	40.4%	225	127					134	210					142	199					221	133				
AV CARMEL 2	0	64	0.0%	40	14					25	31					25	31					38	19				
126 CARMEL 2	917	371	40.4%	206	119					141	177					125	193					198	134				
AV CARMEL 3	0	96	0.0%	50	32					28	53					36	44					65	23				
127 CARMEL 3	1085	447	41.1%	282	131					143	241					148	230					234	174				
AV CARMEL 4	0	95	0.0%	46	38					34	47					38	44					59	27				
128 CARMEL 4	1069	460	43.0%	264	149					147	258					146	250					257	170				
AV CARMEL VALLEY 1	0	52	0.0%	27	15					15	30					21	23					35	12				
129 CARMEL VALLEY 1	573	298	52.0%	141	123					106	168					131	135					159	120				
AV CARMEL VALLEY 2	0	30	0.0%	17	10					7	17					7	18					18	7				
130 CARMEL VALLEY 2	544	260	47.7%	155	81					110	116					88	144					139	102				
AV CARMEL VALLEY 3	0	46	0.0%	24	19					16	28					19	26					36	9				
131 CARMEL VALLEY 3	523	230	43.9%	128	93					74	141					104	112					126	91				
AV CARMEL VALLEY 4	0	47	0.0%	27	11					13	23					14	20					34	8				
132 CARMEL VALLEY 4	690	297	43.0%	199	74					120	145					105	163					164	115				
AV CARMEL VALLEY 5	0	38	0.0%	10	22					15	16					11	20					26	7				
133 CARMEL VALLEY 5	523	242	46.2%	138	88					101	128					96	131					129	103				
AV CARMEL VALLEY 6	0	48	0.0%	18	25					16	31					21	26					32	13				
134 CARMEL VALLEY 6	523	202	38.6%	125	71					80	106					81	109					113	73				
AV CARMEL VALLEY 7	0	41	0.0%	25	6					17	14					13	18					26	8				
135 CARMEL VALLEY 7	415	194	46.6%	125	43					70	111					67	112					114	65				
AV CARMEL VALLEY 8	0	42	0.0%	25	13					14	22					12	25					27	11				
136 CARMEL VALLEY 8	348	190	54.5%	82	80					62	109					90	83					86	88				
AV CARMEL VALLEY 9	0	48	0.0%	15	23					10	29					19	22					31	9				
137 CARMEL VALLEY 9	358	223	62.2%	72	122					37	168					88	107					115	92				
AV CARMEL VALLEY 10	0	45	0.0%	28	15					25	18					19	23					23	21				
138 CARMEL VALLEY 10	545	259	47.4%	148	83					95	136					104	127					153	84				
AV CARMEL VALLEY 11	0	26	0.0%	13	9					7	16					10	14					20	6				
139 CARMEL VALLEY 11	312	198	61.8%	97	88					73	98					64	113					90	81				
AV CARMEL VALLEY 12	0	42	0.0%	28	14					17	17					14	18					26	12				
140 CARMEL VALLEY 12	424	206	48.5%	94	89					68	113					89	91					124	61				
AV CARMEL VALLEY 13	0	16	0.0%	10	5					6	8					6	8					14	1				
141 CARMEL VALLEY 13	307	145	47.5%	80	41					61	73					44	88					94	46				
AV CARMEL VALLEY 14	0	15	0.0%	9	5					3	10					6	8					8	6				
142 CARMEL VALLEY 14	298	127	43.3%	88	32					39	75					39	77					71	52				
AV CARMEL VALLEY 15	0	35	0.0%	22	11					20	14					14	20					19	14				
143 CARMEL VALLEY 15	455	224	49.1%	112	78					73	126					75	121					131	78				
AV CARMEL WOODS 1	0	19	0.0%	9	7					6	8					8	3					13	3				
144 CARMEL WOODS 1	178	77	43.2%	40	25					27	40					38	25					48	21				

OFFICIAL STATEMENT OF VOTES CAST PRIMARY ELECTION HELD JUNE 7, 1988 MONTEREY COUNTY

*** STATE PROPOSITIONS 66 THRU 77 ***

PAGE NUMBER 014-007-002
Monterey County

Registrar
of Voters

Ross J.
Underwood

Presidential
Primary
June 7, 1988

	REGISTERED VOTERS	TURNOUT	TURNOUT PERCENTAGE	WILDLIFE COASTAL PROPOSITION #70		PRK BOND INITIATIVE? PROPOSITION #70		APPROPRIATIONS #71		LIMIT ADJUSTMENT? PROPOSITION #71		PRESERVE; TRANSPORTN? PROPOSITION #72		3% STATE BUDGET PROPOSITION #72		CAMPAGN FUNDING PROPOSITION #73		CONTRIBUTION LIMIT? PROPOSITION #73	
				YES	NO	YES	NO	YES	NO	YES	NO	YES	NO	YES	NO	YES	NO	YES	NO
AV CARMEL WOODS 2	0	58	0.0%	33	16	22	32	25	30	42	12								
145 CARMEL WOODS 2	912	391	42.8%	257	105	173	172	138	216	217	142								
AV CARMEL WOODS 3	0	30	0.0%	10	15	11	15	10	16	22	5								
146 CARMEL WOODS 3	223	104	46.6%	57	37	26	62	46	48	51	42								
AV DEL MONTE 1	0	49	0.0%	26	14	13	27	18	25	33	12								
147 DEL MONTE 1	471	233	49.4%	140	80	98	117	93	125	126	97								
AV DEL MONTE 2	0	13	0.0%	5	5	6	7	8	5	8	5								
148 DEL MONTE 2	308	135	43.8%	79	48	45	74	47	74	76	49								
AV DEL MONTE 3	0	22	0.0%	16	5	8	6	13	7	16	5								
149 DEL MONTE 3	220	79	35.9%	43	33	30	44	33	41	39	38								
AV GORDA	0	17	0.0%	10	4	9	4	5	9	13	1								
150 GORDA	214	78	36.4%	24	39	32	29	22	42	46	23								
AV LOS LAURELES 4	0	10	0.0%	5	3	6	3	2	7	4	6								
151 LOS LAURELES 4	142	72	50.7%	42	20	37	33	22	48	44	24								
AV MONTEREY 11	0	101	0.0%	51	40	36	54	37	55	68	24								
152 MONTEREY 11	1255	547	43.5%	265	215	212	278	227	270	297	198								
AV MONTEREY 12	0	97	0.0%	58	18	47	34	35	44	55	22								
153 MONTEREY 12	1438	557	38.7%	295	162	227	232	186	286	284	178								
AV MONTEREY 13	0	91	0.0%	47	30	35	44	35	48	54	27								
154 MONTEREY 13	956	456	47.6%	253	160	186	234	172	253	250	175								
AV MONTEREY 14	0	32	0.0%	16	12	15	11	4	25	18	10								
155 MONTEREY 14	406	182	44.8%	100	66	86	83	60	111	99	67								
AV MONTEREY 15	0	83	0.0%	46	25	32	38	31	38	54	15								
156 MONTEREY 15	923	449	48.6%	237	168	163	248	171	240	230	170								
AV MONTEREY 16	0	36	0.0%	24	6	13	17	14	17	24	8								
157 MONTEREY 16	267	108	40.4%	62	36	47	51	37	66	64	39								
AV MONTEREY 17	0	39	0.0%	20	16	8	28	14	23	31	6								
158 MONTEREY 17	678	354	52.2%	193	125	151	178	141	189	198	130								
AV PALO COLORADO	0	17	0.0%	10	5	4	11	6	7	11	5								
159 PALO COLORADO	192	89	46.3%	42	30	27	48	19	59	43	35								
AV PEBBLE BEACH 2	0	19	0.0%	11	3	10	7	7	11	12	5								
160 PEBBLE BEACH 2	321	155	48.2%	71	69	38	101	67	70	84	65								
AV PEBBLE BEACH 4	0	98	0.0%	46	39	20	66	37	49	60	25								
161 PEBBLE BEACH 4	822	343	41.7%	144	166	63	260	147	172	216	111								
AV PEBBLE BEACH 6	0	45	0.0%	29	11	18	21	17	24	29	14								
162 PEBBLE BEACH 6	356	170	47.7%	76	81	51	108	62	96	96	66								
AV POINT LOBOS 1	0	47	0.0%	31	12	21	20	21	21	36	9								
163 POINT LOBOS 1	540	281	52.0%	158	103	94	156	107	139	128	131								
AV POINT LOBOS 2	0	20	0.0%	6	11	6	10	8	8	12	4								
164 POINT LOBOS 2	328	168	51.2%	87	62	63	92	64	88	97	60								
AV POINT LOBOS 3	0	23	0.0%	13	7	9	11	7	15	15	6								
165 POINT LOBOS 3	314	156	49.6%	82	55	60	83	47	94	91	54								
AV POINT LOBOS 4	0	67	0.0%	29	20	26	28	18	34	32	22								
166 POINT LOBOS 4	629	312	49.6%	190	98	125	155	112	169	166	121								
AV POINT LOBOS 5	0	21	0.0%	12	8	6	13	8	11	15	4								
167 POINT LOBOS 5	231	116	50.2%	58	44	43	64	53	53	67	43								
AV POINT LOBOS 6	0	58	0.0%	31	14	29	22	22	26	32	14								
168 POINT LOBOS 6	409	179	43.7%	95	71	72	94	61	106	90	78								

OFFICIAL STATEMENT OF VOTES CAST PRIMARY ELECTION HELD JUNE 7, 1988 MONTEREY COUNTY
 *** STATE PROPOSITIONS 66 THRU 77 ***

PAGE NUMBER 014.008.002
 Monterey County
 Registrar
 of Voters

Ross J.
 Underwood

Presidential
 Primary
 June 7, 1988

	REGISTERED VOTERS	TURNOUT	TURNOUT PERCENTAGE	WILD LIFE COASTAL PROPOSITION #70	PRK BOND INITIATIVE? #70	APPROPRIATIONS #71	LIMIT ADJUSTMENT? #71	3% STATE BUDGET PROPOSITION #72	RESERVE; TRANSPORTN? #72	CAMPAIGN FUNDING #73	CONTRIBUTION LIMIT? #73
				YES	NO	YES	NO	YES	NO	YES	NO
AV POINT LOBOS 7	0	17	0.0%	11	5	4	12	8	8	15	1
169 POINT LOBOS 7	292	117	40.0%	73	35	49	53	34	67	67	40
AV SUR	0	12	0.0%	9	3	6	4	5	5	7	4
170 SUR	397	165	41.5%	106	48	72	67	48	94	90	63
AV TORO 1	0	39	0.0%	16	18	15	23	21	17	27	10
171 TORO 1	525	229	43.6%	133	68	108	99	80	131	129	86
AV TORO 2	0	24	0.0%	11	13	5	18	11	12	15	7
172 TORO 2	588	254	43.1%	153	75	110	119	92	143	144	94
AV TORO 3	0	68	0.0%	34	24	18	41	27	33	44	19
173 TORO 3	1076	529	49.1%	289	212	227	275	179	321	297	207
AV TORO 4	0	43	0.0%	24	14	19	22	20	21	31	11
174 TORO 4	925	431	46.5%	238	168	195	206	190	217	254	162
AV TORO 5	0	35	0.0%	18	14	15	18	10	22	24	8
175 TORO 5	463	235	50.7%	130	80	104	118	79	141	146	81
AV TULARCITOS 1	0	25	0.0%	10	9	9	13	9	14	15	8
176 TULARCITOS 1	365	142	38.9%	79	48	53	75	47	81	86	44
BLANCO 1	MBP	0	0.0%	0	0	0	0	0	0	0	0
CASTROVILLE 3	MBP	0	0.0%	0	0	0	0	0	0	0	0
CASTROVILLE 4	MBP	32	65.6%	10	9	6	12	8	10	14	6
COOPER	MBP	1	100.0%	0	1	0	1	0	1	1	0
EL TOUCHO 1	MBP	2	0.0%	0	0	0	0	0	0	0	0
EL TOUCHO 4	MBP	0	0.0%	0	0	0	0	0	0	0	0
GRAVES 1	MBP	21	33.3%	4	2	2	4	2	4	6	0
NATIVIDAD 1	MBP	81	62.76.5%	24	37	14	44	26	32	48	13
NATIVIDAD 4	MBP	9	44.4%	3	1	1	3	2	2	4	0
SALINAS 15	MBP	0	0.0%	0	2	0	2	2	2	2	0
SAN BENITO	MBP	25	60.0%	5	10	5	9	8	6	12	3
BLANCO 2	MBP	16	50.0%	2	6	0	6	0	7	5	3
BORONDA 2	MBP	6	50.0%	1	2	0	2	2	0	3	0
SALINAS 41	MBP	158	31.6%	30	14	23	20	18	29	31	11
SALINAS 42	MBP	0	0.0%	0	0	0	0	0	0	0	0
SALINAS 43	MBP	0	0.0%	0	0	0	0	0	0	0	0
SALINAS 44	MBP	40	42.5%	4	12	5	8	8	5	8	6
SPRECKELS 2	MBP	0	0.0%	0	0	0	0	0	0	0	0
ALISAL 2	MBP	106	47.44.3%	20	26	4	37	14	28	36	9
ALISAL 3	MBP	6	66.6%	0	4	1	3	3	1	4	0
ARROYO SECO	MBP	154	87.56.4%	34	40	37	44	32	51	50	29
BEACH 2	MBP	0	0.0%	0	0	0	0	0	0	0	0
BLANCO 3	MBP	149	97.65.1%	44	41	33	50	35	50	57	25
BORONDA 3	MBP	12	541.6%	4	1	2	3	3	2	4	1
BUENA VISTA 2	MBP	0	0.0%	0	0	0	0	0	0	0	0
GRAVES 2	MBP	4	100.0%	1	3	1	3	3	1	3	1
INDEPENDENCE	MBP	17	741.1%	0	6	0	6	3	2	4	2
MARINA 1	MBP	2	100.0%	0	2	0	2	0	0	2	0
MARINA 8	MBP	1	0.0%	0	0	0	0	0	0	0	0
MARINA 9	MBP	0	0.0%	0	0	0	0	0	0	0	0
MARINA 10	MBP	0	0.0%	0	0	0	0	0	0	0	0
MARINA 11	MBP	680	181.26.6%	124	44	87	76	54	110	122	46

OFFICIAL STATEMENT OF VOTES CAST PRIMARY ELECTION HELD JUNE 7, 1988 MONTEREY COUNTY
 *** STATE PROPOSITIONS 66 THRU 77 ***

PAGE NUMBER 014.009.002
 Monterey County

Registrar
 of Voters

Ross J.
 Underwood

Presidential
 Primary
 June 7, 1988

		REGISTERED VOTERS	TURNOUT PERCENTAGE	WILDLIFE PROPOSITION #70	PRK BOND PROPOSITION #70	APPROPRIATIONS #71	LIMIT ADJUSTMENT? #71	3% STATE BUDGET #72	RESERVE; TRANSPORTN? #72	CAMPAGN FUNDING #73	CONTRIBUTION LIMIT? #73	
				YES	NO	YES	NO	YES	NO	YES	NO	
METZ 2	MBR	2	1	0	1	0	1	1	0	1	0	
METZ 4	MBR	0	0	0	0	0	0	0	0	0	0	
METZ 5	MBR	32	22	4	16	8	13	14	7	16	1	
ORD 1	MBR	159	41	30	8	24	16	8	32	30	10	
ORD 4	MBR	0	0	0	0	0	0	0	0	0	0	
PARAISO 2	MBR	61	37	15	22	10	26	12	23	22	12	
PRIEST VALLEY	MBR	26	21	7	12	4	12	6	10	14	3	
RANCHO 1	MBR	48	31	16	11	15	15	12	17	25	4	
RANCHO 2	MBR	8	5	0	5	0	5	2	3	5	0	
RANCHO 3	MBR	0	0	0	0	0	0	0	0	0	0	
RIVERSIDE 1	MBR	4	2	0	2	2	2	1	1	0	2	
TULARCITOS 2	MBR	7	5	3	1	3	1	2	2	5	0	
TULARCITOS 3	MBR	19	10	8	1	7	2	2	7	9	3	
VALLETON	MBR	19	10	4	4	3	7	1	9	7	1	
VINEYARD	MBR	28	18	3	11	4	10	8	6	11	3	
BEACH 1	MBR	0	0	0	0	0	0	0	0	0	0	
DEL MONTE 4	MBR	0	0	0	0	0	0	0	0	0	0	
MONTEREY 9	MBR	29	11	5	5	4	5	3	7	7	2	
SEASIDE 9	MBR	314	60	43	14	31	24	20	37	50	7	
LOS LAURELES 1	MBR	61	34	21	5	13	16	10	22	22	10	
LOS LAURELES 2	MBR	6	0	0	0	0	0	0	0	0	0	
LOS LAURELES 3	MBR	3	1	1	0	0	0	0	0	0	0	
MONTEREY 10	MBR	135	44	28	9	26	16	16	27	32	9	
MONTEREY 18	MBR	480	245	169	44	127	83	95	114	183	29	
ORD 2	MBR	0	0	0	0	0	0	0	0	0	0	
ORD 3	MBR	2	1	1	0	0	0	0	0	0	0	
ORD 5	MBR	0	0	0	0	0	0	0	0	0	0	
PARAISO 1	MBR	0	0	0	0	0	0	0	0	0	0	
ARROYO SECD 2	MBR	0	0	0	0	0	0	0	0	0	0	
PLEYTO 2	MBR	0	0	0	0	0	0	0	0	0	0	
SAN ANTONIO 2	MBR	0	0	0	0	0	0	0	0	0	0	
SEASIDE 10	MBR	1250	310	221	55	158	123	99	189	227	63	
TORO 6	MBR	67	42	16	19	20	31	18	32	45	11	
**** TOTALS ****		127808	62221	48.6%	32601	22813	25170	30704	21747	34314	36074	21075

SUMMARY

OFFICIAL STATEMENT OF VOTES CAST PRIMARY ELECTION HELD JUNE 7, 1988 MONTEREY COUNTY
***** STATE PROPOSITIONS 66 THRU 77 *****

PAGE NUMBER 014.901.002 Monterey County Registrar of Voters Ross J. Underwood Presidential Primary June 7, 1988	REGISTERED	TURNOUT	TURNOUT	WILD LIFE, COASTAL, PROPOSITION #70	PRRK BOND INITIATIVE? #70	APPROPRIATIONS #71	PLIMIT ADJUSTMENT? #71	3% STATE BUDGET PROPOSITION #72	RESERVE; TRANSPORTN? #72	CAMPAGN FUNDING #73	CONTRIBUTION LIMIT? #73
	VOTERS	PERCENTAGE	PERCENTAGE	YES	NO	YES	NO	YES	NO	YES	NO
14TH STATE SENATE	13081	6973	53.3%	3364	2785	2521	3770	2672	3633	4112	2299
17TH STATE SENATE	114727	55248	48.1%	29237	20028	22649	26934	19075	30681	31962	18776
TOTAL STATE SENATE TOTALS INCLUDE AV VOTE	127808	62221	48.6%	32601	22813	25170	30704	21747	34314	36074	21075
25TH STATE ASSEMBLY	49888	23269	46.6%	11770	9000	9853	11114	7290	13754	13461	7980
28TH STATE ASSEMBLY	56404	28189	49.9%	15304	9736	11159	13954	10389	14784	16150	9541
29TH STATE ASSEMBLY	21516	10763	50.0%	5527	4077	4158	5636	4068	5776	6463	3554
TOTAL STATE ASSEMBLY TOTALS INCLUDE AV VOTE	127808	62221	48.6%	32601	22813	25170	30704	21747	34314	36074	21075
1ST SUPERVISORIAL DIST	27207	12581	46.2%	6556	4707	5309	6173	4137	7393	7412	4333
2ND SUPERVISORIAL DIST	22621	10690	47.2%	5516	4148	4562	5009	3171	6452	6124	3715
3RD SUPERVISORIAL DIST	18096	8100	44.7%	3647	3421	3285	4056	3050	4292	4902	2477
4TH SUPERVISORIAL DIST	29645	15055	50.7%	8185	5105	6024	7296	5545	7800	8580	5062
5TH SUPERVISORIAL DIST	30239	15795	52.2%	8697	5432	5990	8170	5844	8377	9056	5488
TOTAL SUPERVISOR DIST TOTALS INCLUDE AV VOTE	127808	62221	48.6%	32601	22813	25170	30704	21747	34314	36074	21075
CARMEL	4038	1998	49.4%	1146	643	675	1059	693	1026	1116	700
DEL REY OAKS	963	583	60.5%	293	247	197	286	215	276	356	186
GONZALES	1082	512	47.3%	245	191	236	210	139	305	284	180
GREENFIELD	1605	645	40.1%	290	256	250	308	202	354	346	225
KING CITY	1830	858	46.8%	316	413	337	451	373	418	544	210
MARINA	6221	2617	42.0%	1421	959	1205	1198	993	1416	1579	869
MONTEREY	13406	6622	49.3%	3658	2100	2731	3125	2446	3455	3723	2127
PACIFIC GROVE	9698	5275	54.3%	3124	1644	2167	2495	1873	2813	2952	1892
SALINAS	34644	16395	47.3%	8505	6201	7133	7660	4956	9910	9388	5752
SAND CITY	105	43	40.9%	16	24	13	27	19	20	24	16
SEASIDE	11070	4930	44.5%	2600	1650	2103	2281	1773	2607	2876	1586
SOLEDAD	1794	693	38.6%	317	225	319	283	255	344	334	239
UNINCORPORATED AREA	41352	21050	50.9%	10670	8260	7804	11321	7810	11370	12552	7093
TOTAL CITY VOTE TOTALS INCLUDE AV VOTES	127808	62221	48.6%	32601	22813	25170	30704	21747	34314	36074	21075
VOTE AT THE POLLS	127808	54299	42.4%	28662	19795	22323	26544	18766	30245	30844	19102
VOTE BY ABSENTEE BALLOT	0	7922	0.0%	3939	3018	2847	4160	2981	4069	5230	1973
TOTAL VOTE	127808	62221	48.6%	32601	22813	25170	30704	21747	34314	36074	21075

OFFICIAL STATEMENT OF VOTES CAST PRIMARY ELECTION HELD JUNE 7, 1988 MONTEREY COUNTY
 *** STATE PROPOSITIONS 66 THRU 77 ***

PAGE NUMBER 014.001.003
 Monterey County

Registrar
 of Voters

Ross J.
 Underwood

Presidential
 Primary
 June 7, 1988

	REGISTERED VOTERS	TURNOUT	TURNOUT PERCENTAGE	DEDEH PROPOSITION #74	PRION BOND ACT? #74	SCHOOL FACILITIES #75	BOND ACT? PROPOSITION #75	VETERANS BOND PROPOSITION #76	PRCT OF 1988? PROPOSITION #76	CALIF EARTHQUAKE PROPOSITION #77	SAFETY BOND ACT? #77
				YES	NO	YES	NO	YES	NO	YES	NO
AV AROMAS	0	37	0.0%	18	17	14	21	17	17	13	22
001 AROMAS	867	393	45.3%	175	190	231	136	219	142	180	190
AV BLACKIE	0	41	0.0%	16	21	18	19	21	17	17	22
002 BLACKIE	668	251	37.5%	103	126	120	110	134	95	79	149
AV CASTROVILLE 1	0	23	0.0%	11	9	12	8	11	8	10	10
003 CASTROVILLE 1	624	214	34.2%	110	90	134	68	144	57	130	75
AV CASTROVILLE 2	0	34	0.0%	17	14	14	16	23	9	15	16
004 CASTROVILLE 2	911	339	37.2%	138	161	189	116	214	84	194	115
AV CASTROVILLE 5	0	1	0.0%	0	1	1	0	0	1	1	0
005 CASTROVILLE 5	180	61	33.8%	31	26	36	22	40	18	27	31
AV EL CAMINO	0	24	0.0%	12	7	10	12	15	4	7	12
006 EL CAMINO	234	103	44.0%	32	53	44	42	49	37	33	55
AV ELKHORN 1	0	20	0.0%	12	7	12	8	11	8	6	14
007 ELKHORN 1	646	284	43.9%	111	145	164	103	168	100	134	137
AV ELKHORN 2	0	24	0.0%	9	13	12	9	15	7	7	16
008 ELKHORN 2	425	173	40.7%	88	74	114	53	93	72	84	86
AV ELKHORN 3	0	11	0.0%	2	5	4	4	5	4	1	8
009 ELKHORN 3	437	170	38.9%	65	97	82	78	108	53	74	90
AV LAKE 1	0	40	0.0%	21	14	14	21	23	13	15	21
010 LAKE 1	865	351	40.5%	141	182	188	140	212	114	149	178
AV LAKE 2	0	35	0.0%	19	14	14	18	22	11	12	20
011 LAKE 2	572	238	41.6%	129	99	141	86	139	83	96	130
AV LAKE 3	0	9	0.0%	3	4	5	3	6	3	5	4
012 LAKE 3	141	43	30.4%	25	16	23	17	27	14	21	20
AV NATIVIDAD 2	0	22	0.0%	13	8	13	9	15	7	16	6
013 NATIVIDAD 2	454	172	37.8%	79	82	100	62	109	51	93	70
AV NATIVIDAD 3	0	18	0.0%	5	9	5	9	10	6	5	9
014 NATIVIDAD 3	451	206	45.6%	60	129	88	104	119	71	86	108
AV OAK HILLS 1	0	79	0.0%	45	29	52	22	54	19	37	37
015 OAK HILLS 1	965	379	39.2%	202	169	250	121	252	112	197	174
AV OAK HILLS 2	0	20	0.0%	12	8	10	9	11	9	5	15
016 OAK HILLS 2	360	175	48.6%	69	98	78	88	97	66	85	82
AV PAJARO 1	0	20	0.0%	11	6	7	10	10	6	4	13
017 PAJARO 1	495	185	37.3%	89	82	106	64	130	40	94	79
AV PAJARO 2	0	18	0.0%	8	7	8	9	7	7	9	6
018 PAJARO 2	588	244	41.4%	111	126	127	104	177	58	115	119
AV PAJARO 3	0	31	0.0%	15	14	14	13	22	7	12	17
019 PAJARO 3	655	292	44.5%	166	105	184	87	214	58	160	114
AV PAJARO 4	0	12	0.0%	7	5	8	4	8	3	6	6
020 PAJARO 4	323	152	47.0%	61	66	76	54	94	37	62	66
AV PRUNEDALE 1	0	10	0.0%	2	6	5	4	7	2	4	4
021 PRUNEDALE 1	417	181	43.4%	78	88	98	71	100	67	63	107
AV PRUNEDALE 2	0	67	0.0%	33	29	32	32	40	19	20	43
022 PRUNEDALE 2	1108	407	36.8%	191	203	234	152	258	132	195	195
AV PRUNEDALE 3	0	64	0.0%	25	27	27	28	30	19	22	31
023 PRUNEDALE 3	969	383	39.5%	178	181	214	146	243	121	167	201
AV SALINAS 1	0	21	0.0%	13	8	12	8	13	7	6	14
024 SALINAS 1	822	334	40.6%	154	150	218	95	226	87	177	132

OFFICIAL STATEMENT OF VOTES CAST PRIMARY ELECTION HELD JUNE 7, 1988 MONTEREY COUNTY
 *** STATE PROPOSITIONS 66 THRU 77 ***

PAGE NUMBER 014.002.003
 Monterey County

Registrar
 of Voters

Ross J.
 Underwood

Presidential
 Primary
 June 7, 1988

	REGISTERED VOTERS	TURNOUT	TURNOUT PERCENTAGE	PROPOSITION #74		PROPOSITION #75		PROPOSITION #76		PROPOSITION #77	
				YES	NO	YES	NO	YES	NO	YES	NO
AV SALINAS 2	0	93	0.0%	52	28	50	32	58	24	52	33
025 SALINAS 2	1642	606	36.9%	255	286	329	221	376	167	329	223
AV SALINAS 3	0	76	0.0%	28	39	35	33	39	31	27	42
026 SALINAS 3	1537	634	41.2%	274	317	400	199	419	180	332	275
AV SALINAS 4	0	46	0.0%	20	17	22	17	20	18	18	21
027 SALINAS 4	834	360	43.1%	124	214	209	138	221	119	177	168
AV SALINAS 5	0	34	0.0%	18	15	19	13	24	8	15	19
028 SALINAS 5	656	294	44.8%	96	174	158	113	177	90	147	126
AV SALINAS 6	0	43	0.0%	16	25	24	15	16	20	19	21
029 SALINAS 6	640	263	41.0%	106	129	145	97	153	83	139	103
AV SALINAS 7	0	26	0.0%	12	12	15	8	19	3	15	7
030 SALINAS 7	577	268	46.4%	109	137	166	80	174	71	134	115
AV SALINAS 8	0	69	0.0%	29	26	33	24	45	13	31	27
031 SALINAS 8	1224	557	45.5%	225	289	305	219	365	153	282	245
AV SALINAS 9/10	0	48	0.0%	26	19	30	16	34	11	24	21
032 SALINAS 9/10	1198	459	38.3%	232	203	297	142	319	120	265	178
AV SALINAS 11	0	52	0.0%	26	23	25	23	38	10	28	21
033 SALINAS 11	1159	539	46.5%	209	285	305	201	343	158	294	205
AV SALINAS 12	0	24	0.0%	13	10	8	12	14	6	8	13
034 SALINAS 12	848	363	42.8%	130	207	222	121	252	91	187	160
AV SALINAS 13	0	40	0.0%	16	19	12	23	18	19	19	21
035 SALINAS 13	917	380	41.4%	129	217	214	140	254	99	196	159
AV SALINAS 14	0	37	0.0%	15	19	18	16	23	10	17	17
036 SALINAS 14	569	256	44.9%	102	130	143	93	158	67	141	97
AV SANTA RITA 1	0	17	0.0%	9	7	10	6	6	10	9	7
037 SANTA RITA 1	366	163	44.5%	86	66	92	62	109	49	76	79
AV SANTA RITA 2	0	32	0.0%	11	19	11	19	15	14	13	17
038 SANTA RITA 2	696	281	40.6%	108	160	163	106	183	87	127	144
AV ALISAL I	0	3	0.0%	2	1	3	0	1	2	3	0
039 ALISAL I	168	53	31.5%	15	35	33	18	32	19	16	34
AV BORONDA 1	0	8	0.0%	5	1	4	2	5	1	4	2
040 BORONDA 1	410	140	34.1%	61	66	86	44	96	27	80	49
AV SALINAS 16	0	61	0.0%	26	31	38	20	28	27	29	26
041 SALINAS 16	1127	448	39.7%	189	237	280	149	268	160	219	213
AV SALINAS 17	0	51	0.0%	22	24	28	20	32	15	23	25
042 SALINAS 17	988	400	40.4%	164	189	262	103	247	116	215	150
AV SALINAS 18	0	77	0.0%	30	40	34	37	41	28	28	41
043 SALINAS 18	964	444	46.0%	160	241	259	149	274	128	230	180
AV SALINAS 19	0	65	0.0%	24	38	31	30	41	22	23	36
044 SALINAS 19	739	388	52.5%	123	232	222	143	246	117	185	181
AV SALINAS 20	0	34	0.0%	16	14	19	13	14	11	16	15
045 SALINAS 20	491	189	38.3%	76	89	112	57	125	44	105	65
AV SALINAS 21	0	47	0.0%	28	14	23	20	26	15	27	15
046 SALINAS 21	767	180	23.4%	85	69	110	50	122	33	113	47
AV SALINAS 22	0	90	0.0%	23	63	43	46	50	34	36	46
047 SALINAS 22	832	351	42.1%	153	169	233	92	223	103	192	139
AV SALINAS 23	0	41	0.0%	17	21	23	18	27	12	20	19
048 SALINAS 23	502	251	50.0%	107	124	151	84	132	96	106	134

OFFICIAL STATEMENT OF VOTES CAST PRIMARY ELECTION HELD JUNE 7, 1988 MONTEREY COUNTY
 *** STATE PROPOSITIONS 66 THRU 77 ***

PAGE NUMBER 014.003.003
 Monterey County

Registrar
 of Voters

Ross J.
 Underwood

Presidential
 Primary
 June 7, 1988

	REGISTERED VOTERS	TURNOUT	TURNOUT PERCENTAGE	DEDEH TRANSPORTATION BOND ACT? #74		SCHOOL FACILITIES #75	BOND ACT? #75		VETERANS BOND #76	ACT OF 1988? #76		CALIF EARTHQUAKE #77	SAFETY BOND ACT? #77	
				YES	NO		YES	NO		YES	NO		YES	NO
AV SALINAS 24	0	86	0.0%	28	46	36	39	47	29	24	49			
049 SALINAS 24	682	320	46.9%	121	170	190	106	195	104	146	152			
AV SALINAS 25	0	28	0.0%	13	13	16	11	18	9	10	16			
050 SALINAS 25	363	178	49.0%	56	108	117	55	110	57	78	92			
AV SALINAS 26	0	73	0.0%	36	29	44	21	44	23	33	33			
051 SALINAS 26	927	440	47.4%	180	236	282	140	268	147	212	206			
AV SALINAS 27	0	115	0.0%	58	49	55	54	72	38	54	52			
052 SALINAS 27	1169	504	43.1%	198	270	296	180	306	161	246	230			
AV SALINAS 28	0	68	0.0%	22	41	32	32	38	23	32	31			
053 SALINAS 28	1193	590	49.4%	238	308	366	181	355	195	281	271			
AV SALINAS 29	0	60	0.0%	22	29	34	18	35	16	25	29			
054 SALINAS 29	853	402	47.1%	170	211	264	122	230	148	208	178			
AV SALINAS 30	0	120	0.0%	44	56	58	45	62	41	46	56			
055 SALINAS 30	1124	513	45.6%	193	287	290	191	317	154	240	245			
AV SALINAS 31	0	77	0.0%	39	30	45	27	46	20	30	40			
056 SALINAS 31	921	479	52.0%	177	267	278	175	267	181	197	253			
AV SALINAS 32	0	114	0.0%	40	59	44	56	65	36	47	53			
057 SALINAS 32	924	334	36.1%	131	152	182	105	209	79	180	116			
AV SALINAS 33	0	45	0.0%	23	16	25	16	25	13	23	14			
058 SALINAS 33	977	385	39.4%	148	194	224	124	232	117	190	164			
AV SALINAS 34	0	48	0.0%	28	17	26	16	31	14	21	24			
059 SALINAS 34	1036	328	31.6%	156	144	196	97	204	90	200	104			
AV SALINAS 35	0	42	0.0%	22	12	21	14	27	11	24	15			
060 SALINAS 35	1226	347	28.3%	141	167	210	113	224	92	197	126			
AV SALINAS 36	0	38	0.0%	11	21	18	18	22	9	16	18			
061 SALINAS 36	978	323	33.0%	120	162	166	117	191	89	181	106			
AV SALINAS 37	0	39	0.0%	19	11	20	13	23	9	22	12			
062 SALINAS 37	745	200	26.8%	69	103	115	62	137	42	109	70			
AV SALINAS 38	0	33	0.0%	14	17	13	16	22	9	15	15			
063 SALINAS 38	667	218	32.6%	80	114	120	81	142	56	120	80			
AV SALINAS 39	0	63	0.0%	28	31	31	27	38	22	25	34			
064 SALINAS 39	872	362	41.5%	135	186	171	158	216	109	191	142			
AV SALINAS 40	0	44	0.0%	15	24	15	24	25	16	15	23			
065 SALINAS 40	754	275	36.4%	105	136	154	88	174	72	149	98			
AV BRADLEY	0	9	0.0%	0	9	0	9	4	5	0	8			
066 BRADLEY	123	55	44.7%	20	32	23	25	35	18	17	35			
AV BUENA VISTA 1	0	69	0.0%	21	42	27	38	32	32	10	55			
067 BUENA VISTA 1	938	409	43.6%	180	200	262	131	241	144	178	215			
AV CHUALAR	0	18	0.0%	8	5	12	3	14	3	7	6			
068 CHUALAR	397	146	36.7%	52	82	79	55	88	48	66	71			
AV GONZALES	0	55	0.0%	26	22	31	18	31	18	25	19			
069 GONZALES	1082	457	42.2%	200	205	307	108	322	90	267	143			
AV GREENFIELD	0	55	0.0%	26	23	36	15	40	13	32	21			
070 GREENFIELD	1605	590	36.7%	234	283	369	160	403	119	301	226			
AV KING CITY 1	0	41	0.0%	21	16	22	16	21	17	17	21			
071 KING CITY 1	770	338	43.8%	119	186	232	78	235	74	144	168			
AV KING CITY 2	0	48	0.0%	18	25	34	10	33	8	14	29			
072 KING CITY 2	1060	431	40.6%	142	220	279	92	259	108	143	224			

OFFICIAL STATEMENT OF VOTES CAST PRIMARY ELECTION HELD JUNE 7, 1988 MONTEREY COUNTY
 STATE PROPOSITIONS 66 THRU 77

PAGE NUMBER 014.004.003
 Monterey County
 Registrar
 of Voters

**Ross J.
 Underwood**

**Presidential
 Primary
 June 7, 1988**

	REGIS- TERED VOTERS	TURN- OUT PER- CENTAGE	PROP- OSI- TION #74	PROP- OSI- TION #74	PROP- OSI- TION #75	PROP- OSI- TION #75	PROP- OSI- TION #76	PROP- OSI- TION #76	PROP- OSI- TION #77	PROP- OSI- TION #77	
			YES	NO	YES	NO	YES	NO	YES	NO	
AV MARINA 2	0	68	0.0%	40	19	46	15	41	21	40	22
073 MARINA 2	1097	414	37.7%	220	159	254	135	267	121	229	159
AV MARINA 3	0	17	0.0%	10	5	12	2	13	3	10	6
074 MARINA 3	437	188	43.0%	86	86	99	76	128	50	100	79
AV MARINA 4	0	54	0.0%	24	24	26	27	39	12	28	24
075 MARINA 4	814	318	39.0%	150	153	182	120	200	108	173	133
AV MARINA 5	0	68	0.0%	41	19	45	17	47	11	44	17
076 MARINA 5	1191	384	32.2%	207	148	238	125	256	102	222	148
AV MARINA 6	0	67	0.0%	39	29	40	23	48	14	36	27
077 MARINA 6	1011	402	39.7%	199	173	222	154	260	117	212	167
AV MARINA 7	0	57	0.0%	40	15	38	17	43	12	32	23
078 MARINA 7	988	397	40.1%	194	178	232	139	269	106	216	161
AV METZ 1	0	21	0.0%	10	11	15	6	18	2	10	10
079 METZ 1	116	31	26.7%	8	19	16	12	21	5	9	18
AV METZ 3	0	13	0.0%	8	4	7	6	8	4	7	6
080 METZ 3	300	112	37.3%	39	60	71	30	84	19	34	69
AV MISSION	0	18	0.0%	7	5	4	7	6	5	2	10
081 MISSION	163	90	55.2%	14	60	47	31	53	23	18	58
AV PARKFIELD	0	2	0.0%	0	2	2	0	0	2	2	0
082 PARKFIELD	91	46	50.5%	8	38	26	18	26	18	15	31
AV PLEYTO 1	0	13	0.0%	7	5	7	5	4	8	3	8
083 PLEYTO 1	112	59	52.6%	13	42	22	33	30	26	11	45
AV RINCON	0	24	0.0%	9	14	15	8	14	10	3	20
084 RINCON	268	121	45.1%	43	65	65	45	79	30	37	73
AV RIVERSIDE 2	0	23	0.0%	10	11	13	8	16	6	9	12
085 RIVERSIDE 2	777	327	42.0%	131	184	221	92	223	93	138	180
AV SAN ANTONIO 1	0	26	0.0%	7	19	3	22	18	6	8	17
086 SAN ANTONIO 1	383	156	40.7%	60	88	76	70	103	43	58	90
AV SAN ARDO	0	14	0.0%	8	8	9	2	10	0	1	9
087 SAN ARDO	232	117	50.4%	30	74	63	38	80	29	22	83
AV SAN LUCAS	0	10	0.0%	4	8	6	3	5	4	4	5
088 SAN LUCAS	167	67	40.1%	21	40	42	19	43	16	22	37
AV SAN VICENTE	0	14	0.0%	3	7	8	2	6	3	1	9
089 SAN VICENTE	290	126	43.4%	27	82	52	59	75	34	45	67
AV SOLEDAD 1	0	26	0.0%	11	9	12	11	16	5	13	10
090 SOLEDAD 1	860	299	34.7%	113	129	185	64	193	59	158	96
AV SOLEDAD 2	0	40	0.0%	21	11	28	6	25	8	23	13
091 SOLEDAD 2	934	328	35.1%	136	124	193	74	202	66	187	86
AV SPRECKELS 1	0	21	0.0%	6	10	9	10	13	6	13	5
092 SPRECKELS 1	350	169	48.2%	67	83	98	55	110	48	77	82
AV DEL REY OAKS	0	59	0.0%	29	23	30	22	35	18	27	25
093 DEL REY OAKS	963	524	54.4%	200	279	225	257	279	205	223	261
AV MONTEREY 1	0	73	0.0%	36	27	47	19	32	31	37	26
094 MONTEREY 1	1169	497	42.5%	194	232	269	169	250	181	232	209
AV MONTEREY 2	0	31	0.0%	12	14	13	14	15	9	11	12
095 MONTEREY 2	589	246	41.7%	103	98	125	80	126	70	114	93
AV MONTEREY 3	0	39	0.0%	24	12	25	10	26	10	20	15
096 MONTEREY 3	867	331	38.1%	140	139	191	93	167	121	142	148

OFFICIAL STATEMENT OF VOTES CAST PRIMARY ELECTION HELD JUNE 7, 1988 MONTEREY COUNTY
 *** STATE PROPOSITIONS 66 THRU 77 ***

PAGE NUMBER 014.005.003
 Monterey County

Registrar
 of Voters

Ross J.
 Underwood

Presidential
 Primary
 June 7, 1988

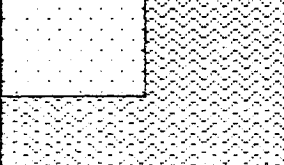
	REGISTERED VOTERS	TURNOUT	TURNOUT PERCENTAGE	DEDEH TRANSPORTATION BOND ACT? #74		SCHOOL FACILITIES #75	BOND ACT? #75	VETERANS BOND #76	ACT OF 1988? #76	CALIF EARTHQUAKE PROPOSITION #77		SAFETY BOND ACT? #77
				YES	NO					YES	NO	
AV MONTEREY 4	0	40	0.0%	27	7	25	9	19	14	22	12	
097 MONTEREY 4	747	276	36.9%	106	126	142	97	127	107	110	127	
AV MONTEREY 5	0	70	0.0%	39	23	43	22	44	18	34	30	
098 MONTEREY 5	819	381	46.5%	145	194	202	147	170	173	159	185	
AV MONTEREY 6	0	18	0.0%	6	8	8	5	10	5	8	8	
099 MONTEREY 6	159	77	48.4%	23	34	20	36	24	35	17	39	
AV MONTEREY 7	0	96	0.0%	48	36	54	35	58	27	53	35	
100 MONTEREY 7	1698	638	37.5%	271	272	343	210	336	210	290	264	
AV MONTEREY 8	0	50	0.0%	20	17	21	18	35	6	25	16	
101 MONTEREY 8	795	327	41.1%	133	152	159	137	178	111	149	144	
AV PACIFIC GROVE 1	0	117	0.0%	48	57	50	54	54	44	36	68	
102 PACIFIC GROVE 1	1048	500	47.7%	176	263	252	201	244	195	187	266	
AV PACIFIC GROVE 2	0	83	0.0%	38	40	39	40	44	38	42	41	
103 PACIFIC GROVE 2	1084	508	46.8%	199	270	259	210	246	215	194	273	
AV PACIFIC GROVE 3	0	60	0.0%	29	30	30	24	33	24	28	26	
104 PACIFIC GROVE 3	745	328	44.0%	119	158	206	90	161	126	163	130	
AV PACIFIC GROVE 4	0	64	0.0%	35	28	27	34	32	29	25	38	
105 PACIFIC GROVE 4	1129	514	45.5%	199	258	276	186	262	191	225	240	
AV PACIFIC GROVE 5	0	52	0.0%	29	18	25	22	35	12	25	24	
106 PACIFIC GROVE 5	964	483	50.1%	180	250	282	164	258	188	205	242	
AV PACIFIC GROVE 6	0	57	0.0%	25	25	35	17	28	25	27	25	
107 PACIFIC GROVE 6	1082	499	46.1%	206	238	299	163	264	188	229	235	
AV PACIFIC GROVE 7	0	21	0.0%	8	10	10	9	13	4	12	7	
108 PACIFIC GROVE 7	310	142	45.8%	63	62	76	52	72	55	68	63	
AV PACIFIC GROVE 8	0	100	0.0%	40	50	49	41	51	43	44	50	
109 PACIFIC GROVE 8	1033	539	52.1%	169	320	259	237	256	237	215	289	
AV PACIFIC GROVE 9	0	103	0.0%	53	49	50	52	48	52	45	54	
110 PACIFIC GROVE 9	1133	513	45.2%	185	276	259	214	279	187	202	267	
AV PACIFIC GROVE 10	0	38	0.0%	17	19	21	14	24	11	19	16	
111 PACIFIC GROVE 10	1170	552	47.1%	201	291	325	190	293	217	258	250	
AV PEBBLE BEACH 1	0	27	0.0%	12	14	13	13	14	11	14	12	
112 PEBBLE BEACH 1	291	154	52.9%	59	83	73	72	61	83	47	97	
AV PEBBLE BEACH 3	0	113	0.0%	58	47	59	45	64	35	46	58	
113 PEBBLE BEACH 3	968	491	50.7%	153	289	187	257	195	246	126	319	
AV PEBBLE BEACH 5	0	64	0.0%	32	31	32	28	36	28	23	38	
114 PEBBLE BEACH 5	470	226	48.0%	71	130	83	118	110	97	57	149	
AV PEBBLE BEACH 7	0	39	0.0%	20	21	17	25	15	26	11	31	
115 PEBBLE BEACH 7	462	219	47.4%	73	129	83	121	109	99	59	144	
AV SAND CITY	0	4	0.0%	1	1	1	2	4	0	1	2	
116 SAND CITY	105	39	37.1%	15	20	16	22	21	15	20	19	
AV SEASIDE 1	0	36	0.0%	24	11	21	12	21	13	20	15	
117 SEASIDE 1	1019	448	43.9%	179	226	220	197	277	132	213	200	
AV SEASIDE 2	0	54	0.0%	24	26	31	20	49	3	31	20	
118 SEASIDE 2	1186	551	46.4%	293	217	328	184	383	130	323	198	
AV SEASIDE 3	0	50	0.0%	29	18	30	16	35	13	36	10	
119 SEASIDE 3	1180	512	43.3%	267	180	332	121	357	93	333	126	
AV SEASIDE 4	0	33	0.0%	21	10	16	15	28	2	23	11	
120 SEASIDE 4	945	365	38.6%	157	174	183	151	214	123	178	161	

OFFICIAL STATEMENT OF VOTES CAST PRIMARY ELECTION HELD JUNE 7, 1988 MONTEREY COUNTY
 *** STATE PROPOSITIONS 66 THRU 77 ***

PAGE NUMBER 014.006.003
 Monterey County

Registrar
 of Voters

Ross J.
 Underwood



Presidential
 Primary
 June 7, 1988

	REGISTERED VOTERS	TURNOUT	TURNOUT PERCENTAGE	DEDEICATED TRANSPORTATION PROPOSITION # 74		PROPOSITION BOND ACT? # 74		SCHOOL FACILITIES PROPOSITION # 75		BOND ACT? PROPOSITION # 75		VETERANS BOND PROPOSITION # 76		ACT OF 1988? PROPOSITION # 76		CALIF EARTHQUAKE PROPOSITION # 77		SAFETY BOND ACT? PROPOSITION # 77	
				YES	NO	YES	NO	YES	NO	YES	NO	YES	NO	YES	NO	YES	NO		
AV SEASIDE 5	0	77	0.0%	43	29	49	26	55	21	54	24								
121 SEASIDE 5	1319	497	37.6%	235	208	302	146	321	125	288	165								
AV SEASIDE 6	0	78	0.0%	48	25	49	23	61	10	46	26								
122 SEASIDE 6	1260	529	41.9%	262	179	305	151	359	91	341	119								
AV SEASIDE 7	0	74	0.0%	45	20	41	24	53	12	49	20								
123 SEASIDE 7	1306	606	46.4%	306	216	368	160	432	99	398	146								
AV SEASIDE 8	0	65	0.0%	28	32	32	31	35	22	30	31								
124 SEASIDE 8	1291	585	45.3%	244	284	290	242	331	197	263	268								
AV CARMEL 1	0	74	0.0%	34	27	33	31	27	35	29	34								
125 CARMEL 1	967	391	40.4%	160	186	194	153	198	154	150	197								
AV CARMEL 2	0	64	0.0%	25	27	39	23	33	22	24	34								
126 CARMEL 2	917	371	40.4%	149	184	197	133	184	141	146	186								
AV CARMEL 3	0	95	0.0%	54	36	57	35	54	31	50	42								
127 CARMEL 3	1085	447	41.1%	150	247	214	185	234	168	192	213								
AV CARMEL 4	0	95	0.0%	44	41	49	38	49	35	37	48								
128 CARMEL 4	1069	460	43.0%	152	264	209	208	220	196	162	264								
AV CARMEL VALLEY 1	0	52	0.0%	30	17	35	12	25	21	21	24								
129 CARMEL VALLEY 1	573	298	52.0%	110	158	151	121	121	150	108	166								
AV CARMEL VALLEY 2	0	30	0.0%	11	14	15	11	15	10	13	13								
130 CARMEL VALLEY 2	544	260	47.7%	75	158	145	100	131	106	90	150								
AV CARMEL VALLEY 3	0	46	0.0%	29	14	29	14	25	19	18	26								
131 CARMEL VALLEY 3	523	230	43.9%	91	125	128	92	99	118	84	138								
AV CARMEL VALLEY 4	0	47	0.0%	25	15	20	21	26	15	28	17								
132 CARMEL VALLEY 4	690	297	43.0%	119	151	194	85	150	122	139	138								
AV CARMEL VALLEY 5	0	33	0.0%	15	13	15	15	18	14	10	22								
133 CARMEL VALLEY 5	523	242	46.2%	92	132	117	110	123	103	88	142								
AV CARMEL VALLEY 6	0	48	0.0%	20	24	18	27	20	26	19	26								
134 CARMEL VALLEY 6	523	202	38.6%	85	100	120	66	93	91	84	105								
AV CARMEL VALLEY 7	0	41	0.0%	22	14	25	12	21	12	22	13								
135 CARMEL VALLEY 7	416	194	46.6%	75	103	104	75	92	86	73	111								
AV CARMEL VALLEY 8	0	42	0.0%	21	17	22	17	16	19	17	19								
136 CARMEL VALLEY 8	348	190	54.5%	49	118	69	101	66	105	61	110								
AV CARMEL VALLEY 9	0	43	0.0%	11	29	13	29	23	19	8	32								
137 CARMEL VALLEY 9	398	223	62.2%	55	146	68	138	80	118	47	158								
AV CARMEL VALLEY 10	0	45	0.0%	18	26	29	13	27	16	25	18								
138 CARMEL VALLEY 10	546	259	47.4%	102	132	141	97	128	109	94	139								
AV CARMEL VALLEY 11	0	26	0.0%	18	8	15	10	11	12	8	16								
139 CARMEL VALLEY 11	312	193	61.8%	78	98	109	66	84	87	59	117								
AV CARMEL VALLEY 12	0	42	0.0%	18	18	26	9	11	23	18	17								
140 CARMEL VALLEY 12	424	206	48.5%	74	108	96	89	100	87	70	117								
AV CARMEL VALLEY 13	0	16	0.0%	9	5	9	6	11	4	7	6								
141 CARMEL VALLEY 13	307	146	47.5%	62	69	93	45	77	58	71	63								
AV CARMEL VALLEY 14	0	15	0.0%	8	5	8	7	11	4	2	12								
142 CARMEL VALLEY 14	293	127	43.3%	58	68	61	58	62	56	47	76								
AV CARMEL VALLEY 15	0	35	0.0%	19	14	18	14	20	13	15	18								
143 CARMEL VALLEY 15	496	224	49.1%	69	137	102	105	92	110	77	129								
AV CARMEL WOODS 1	0	19	0.0%	10	9	10	6	9	7	8	9								
144 CARMEL WOODS 1	178	77	43.2%	38	29	30	35	33	35	29	40								

OFFICIAL STATEMENT OF VOTES CAST PRIMARY ELECTION HELD JUNE 7, 1988 MONTEREY COUNTY
 *** STATE PROPOSITIONS 66 THRU 77 ***

PAGE NUMBER 014.007.003
 Monterey County

Registrar
 of Voters

Ross J.
 Underwood

Presidential
 Primary
 June 7, 1988

	REGISTERED VOTERS	TURNOUT	TURNOUT PERCENTAGE	DEDEH TRANSPORTATION BOND ACT? #74		SCHOOL FACILITIES PROPOSITION #75		BOND ACT? PROPOSITION #75		VETERANS BOND PROPOSITION #76		CALIF EARTHQUAKE PROPOSITION #77		SAFETY BOND ACT? PROPOSITION #77	
				YES	NO	YES	NO	YES	NO	YES	NO	YES	NO	YES	NO
AV CARMEL WOODS 2	0	58	0.0%	28	28	34	23			31	26			24	29
145 CARMEL WOODS 2	912	391	42.8%	153	192	226	128			201	157			185	174
AV CARMEL WOODS 3	0	30	0.0%	16	12	10	16			16	10			11	16
146 CARMEL WOODS 3	223	104	46.6%	43	51	49	45			41	52			27	68
AV DEL MONTE 1	0	49	0.0%	21	23	27	18			28	13			22	22
147 DEL MONTE 1	471	233	49.4%	84	131	110	105			110	107			89	133
AV DEL MONTE 2	0	13	0.0%	6	7	3	9			3	9			3	10
148 DEL MONTE 2	308	135	43.8%	55	67	71	54			75	53			50	75
AV DEL MONTE 3	0	22	0.0%	16	5	14	5			14	7			12	9
149 DEL MONTE 3	220	79	35.9%	24	51	36	40			44	30			22	55
AV GORDA	0	17	0.0%	9	6	11	4			9	5			9	6
150 GORDA	214	78	36.4%	24	43	54	16			43	24			24	43
AV LOS LAURELES 4	0	10	0.0%	2	7	4	5			1	7			3	6
151 LOS LAURELES 4	142	72	50.7%	28	38	37	31			29	35			28	39
AV MONTEREY 11	0	101	0.0%	46	44	49	43			57	35			40	46
152 MONTEREY 11	1255	547	43.5%	207	275	262	229			244	238			194	295
AV MONTEREY 12	0	97	0.0%	44	31	52	28			58	23			51	30
153 MONTEREY 12	1438	557	38.7%	190	258	287	179			253	201			229	235
AV MONTEREY 13	0	91	0.0%	42	37	44	36			51	31			44	33
154 MONTEREY 13	956	456	47.6%	171	243	230	198			213	204			182	243
AV MONTEREY 14	0	32	0.0%	14	12	16	11			13	16			10	17
155 MONTEREY 14	406	182	44.8%	56	102	85	76			78	85			62	102
AV MONTEREY 15	0	83	0.0%	46	25	44	29			45	25			39	29
156 MONTEREY 15	923	449	48.6%	139	250	206	203			202	196			154	246
AV MONTEREY 16	0	36	0.0%	20	11	19	12			20	11			10	20
157 MONTEREY 16	267	108	40.4%	43	58	56	46			52	48			45	59
AV MONTEREY 17	0	39	0.0%	16	20	19	16			18	17			14	23
158 MONTEREY 17	678	354	52.2%	137	183	175	153			175	141			123	204
AV PALO COLORADO	0	17	0.0%	7	8	9	7			12	4			6	10
159 PALO COLORADO	192	89	46.3%	16	62	49	31			39	39			33	47
AV PEBBLE BEACH 2	0	19	0.0%	11	6	8	7			12	3			9	6
160 PEBBLE BEACH 2	321	155	48.2%	55	89	60	84			74	74			44	103
AV PEBBLE BEACH 4	0	98	0.0%	45	38	36	49			38	45			31	53
161 PEBBLE BEACH 4	822	343	41.7%	127	199	147	174			150	177			90	236
AV PEBBLE BEACH 6	0	45	0.0%	34	10	22	19			22	20			23	19
162 PEBBLE BEACH 6	356	170	47.7%	52	104	54	103			68	92			40	119
AV POINT LOBOS 1	0	47	0.0%	26	17	24	19			19	23			28	15
163 POINT LOBOS 1	540	281	52.0%	89	164	126	130			117	136			99	161
AV POINT LOBOS 2	0	20	0.0%	8	8	7	10			10	6			8	10
164 POINT LOBOS 2	328	168	51.2%	62	89	88	69			79	76			59	97
AV POINT LOBOS 3	0	23	0.0%	13	6	17	4			15	6			7	13
165 POINT LOBOS 3	314	156	49.6%	64	78	95	49			83	59			64	79
AV POINT LOBOS 4	0	67	0.0%	23	32	23	29			27	23			23	32
166 POINT LOBOS 4	629	312	49.6%	112	172	167	126			141	141			107	180
AV POINT LOBOS 5	0	21	0.0%	8	9	11	7			12	5			7	13
167 POINT LOBOS 5	231	116	50.2%	45	63	51	59			55	52			38	71
AV POINT LOBOS 6	0	58	0.0%	19	28	36	13			27	20			20	26
168 POINT LOBOS 6	409	179	43.7%	72	90	103	67			75	86			74	90

OFFICIAL STATEMENT OF VOTES CAST PRIMARY ELECTION HELD JUNE 7, 1988 MONTEREY COUNTY
 *** STATE PROPOSITIONS 66 THRU 77 ***

PAGE NUMBER 014.008.003
 Monterey County
 Registrar
 of Voters

**Ross J.
 Underwood**

**Presidential
 Primary
 June 7, 1988**

	REGISTERED VOTERS	TURNOUT	TURNOUT PERCENTAGE	DEDEH PROPOSITION #74		T PROPOSITION #74		S PROPOSITION #75		V PROPOSITION #76		A PROPOSITION #76		C PROPOSITION #77		S PROPOSITION #77	
				YES	NO	YES	NO	YES	NO	YES	NO	YES	NO	YES	NO	YES	NO
AV POINT LOBOS 7	0	17	0.0%	12	4	10	6	8	8	11	5						
169 POINT LOBOS 7	292	117	40.0%	51	54	73	35	69	36	49	57						
AV SUR	0	12	0.0%	5	6	6	6	6	6	4	7						
170 SUR	397	165	41.5%	71	83	104	52	95	58	81	73						
AV TORO 1	0	39	0.0%	16	21	17	20	20	19	13	25						
171 TORO 1	525	229	43.6%	99	109	153	66	138	74	104	109						
AV TORO 2	0	24	0.0%	10	13	17	7	14	10	7	17						
172 TORO 2	588	254	43.1%	95	138	165	75	120	114	102	133						
AV TORO 3	0	68	0.0%	37	25	47	18	45	18	26	34						
173 TORO 3	1076	529	49.1%	248	243	329	175	304	188	216	289						
AV TORO 4	0	43	0.0%	24	20	31	13	23	18	23	18						
174 TORO 4	925	431	46.5%	190	213	266	149	239	168	193	220						
AV TORO 5	0	35	0.0%	20	13	23	10	24	9	16	15						
175 TORO 5	463	235	50.7%	80	145	145	84	144	78	116	112						
AV TULARCITOS 1	0	25	0.0%	10	14	12	10	15	8	10	12						
176 TULARCITOS 1	365	142	38.9%	60	70	77	56	83	49	48	84						
BLANCO 1	MBP	1	0.0%	0	0	0	0	0	0	0	0						
CASTROVILLE 3	MBP	0	0.0%	0	0	0	0	0	0	0	0						
CASTROVILLE 4	MBP	32	65.6%	11	8	10	9	11	10	9	12						
COOPER	MBP	1	100.0%	1	0	1	0	1	0	1	0						
EL TOUCHO 1	MBP	2	0.0%	0	0	0	0	0	0	0	0						
EL TOUCHO 4	MBP	0	0.0%	0	0	0	0	0	0	0	0						
GRAVES 1	MBP	21	33.3%	3	3	5	2	3	3	0	6						
NATIVIDAD 1	MBP	81	76.5%	23	37	24	36	38	23	17	42						
NATIVIDAD 4	MBP	9	44.4%	3	1	4	0	4	0	3	1						
SALINAS 15	MBP	0	0.0%	0	2	0	2	0	2	0	2						
SAN BENITO	MBP	25	60.0%	9	6	5	10	9	6	4	11						
BLANCO 2	MBP	16	50.0%	1	7	1	7	3	5	1	7						
BORONDA 2	MBP	6	50.0%	0	3	1	2	0	3	0	3						
SALINAS 41	MBP	158	31.6%	16	28	34	10	35	10	30	16						
SALINAS 42	MBP	0	0.0%	0	0	0	0	0	0	0	0						
SALINAS 43	MBP	0	0.0%	0	0	0	0	0	0	0	0						
SALINAS 44	MBP	40	42.5%	5	9	7	7	11	4	8	5						
SPRECKELS 2	MBP	0	0.0%	0	0	0	0	0	0	0	0						
ALISAL 2	MBP	106	44.3%	23	21	32	13	26	15	18	28						
ALISAL 3	MBP	6	66.6%	0	4	0	4	1	3	0	4						
ARROYO SECO	MBP	154	56.4%	35	41	49	29	55	21	28	50						
BEACH 2	MBP	0	0.0%	0	0	0	0	0	0	0	0						
BLANCO 3	MBP	149	65.1%	44	41	45	41	45	40	37	47						
BORONDA 3	MBP	12	41.6%	5	0	3	2	4	1	4	1						
BUENA VISTA 2	MBP	0	0.0%	0	0	0	0	0	0	0	0						
GRAVES 2	MBP	4	0.0%	3	1	0	4	3	1	0	4						
INDEPENDENCE	MBP	17	41.1%	3	4	4	3	7	0	0	7						
MARINA 1	MBP	2	20.0%	2	0	1	1	2	0	1	1						
MARINA 8	MBP	1	0.0%	0	0	0	0	0	0	0	0						
MARINA 9	MBP	0	0.0%	0	0	0	0	0	0	0	0						
MARINA 10	MBP	0	0.0%	0	0	0	0	0	0	0	0						
MARINA 11	MBP	680	26.6%	124	40	150	19	156	11	121	47						

OFFICIAL STATEMENT OF VOTES CAST PRIMARY ELECTION HELD JUNE 7, 1988 MONTEREY COUNTY

*** STATE PROPOSITIONS 66 THRU 77 ***

PAGE NUMBER 014.009.003
Monterey County

Registrar
of Voters

Ross J.
Underwood

Presidential
Primary
June 7, 1988

	REGISTERED VOTERS	TURNOUT	TURNOUT PERCENTAGE	DEDEH PROPOSITION #74		PROPOSITION #74		SCHOOL PROPOSITION #75	BOND PROPOSITION #75		VETERANS PROPOSITION #76	ACT OF PROPOSITION #76		CALIF PROPOSITION #77	SAFETY PROPOSITION #77	
				YES	NO	YES	NO		YES	NO		YES	NO			
METZ 2	MBP 2	1	50.0%	0	1	0	1	0	1	1	0	0	0	0	1	
METZ 4	MBP 0	0	0.0%	0	0	0	0	0	0	0	0	0	0	0	0	
METZ 5	MBP 32	22	68.7%	4	13	15	4	15	4	14	4	1	1	17		
ORD 1	MBP 159	41	25.7%	26	13	35	5	35	5	38	1	30	0	9		
ORD 4	MBP 0	0	0.0%	0	0	0	0	0	0	0	0	0	0	0		
PARAISO 2	MBP 61	37	60.6%	9	26	13	23	13	23	24	12	7	7	29		
PRIEST VALLEY	MBP 26	21	80.7%	10	8	10	8	10	8	10	6	8	8	10		
RANCHO 1	MBP 48	31	64.5%	13	15	19	10	19	10	14	14	11	11	18		
RANCHO 2	MBP 8	4	62.5%	4	1	3	1	3	1	5	0	1	1	4		
RANCHO 3	MBP 0	0	0.0%	0	0	0	0	0	0	0	0	0	0	0		
RIVERSIDE 1	MBP 4	2	50.0%	2	0	2	0	2	0	2	0	0	0	2		
TULARCITOS 2	MBP 7	5	71.4%	1	3	1	3	1	3	2	2	0	0	4		
TULARCITOS 3	MBP 19	10	52.6%	6	4	9	1	9	1	3	6	6	6	4		
VALLETON	MBP 15	10	66.6%	5	4	5	5	5	5	7	3	5	5	5		
VINEYARD	MBP 28	18	64.2%	6	9	9	7	9	7	7	7	4	4	12		
BEACH 1	MBP 0	0	0.0%	0	0	0	0	0	0	0	0	0	0	0		
DEL MONTE 4	MBP 0	0	0.0%	0	0	0	0	0	0	0	0	0	0	0		
MONTEREY 9	MBP 25	11	44.0%	8	1	8	1	8	1	7	2	4	4	6		
SEASIDE 9	MBP 314	60	19.1%	42	16	46	13	46	13	53	6	42	17	14		
LOS LAURELES 1	MBP 61	34	55.7%	26	6	18	12	18	12	18	14	19	19	14		
LOS LAURELES 2	MBP 0	0	0.0%	0	0	0	0	0	0	0	0	0	0	0		
LOS LAURELES 3	MBP 3	1	33.3%	0	0	0	0	0	0	0	0	0	0	0		
MONTEREY 10	MBP 133	44	32.5%	23	18	31	10	31	10	31	11	18	18	23		
MONTEREY 18	MBP 480	245	51.0%	148	59	184	31	184	31	164	51	109	108	108		
ORD 2	MBP 0	0	0.0%	0	0	0	0	0	0	0	0	0	0	0		
ORD 3	MBP 0	0	0.0%	0	0	0	0	0	0	0	0	0	0	0		
ORD 5	MBP 0	0	0.0%	0	0	0	0	0	0	0	0	0	0	0		
PARAISO 1	MBP 0	0	0.0%	0	0	0	0	0	0	0	0	0	0	0		
ARROYO SECO 2	MBP 3	0	0.0%	0	0	0	0	0	0	0	0	0	0	0		
PLEYTO 2	MBP 0	0	0.0%	0	0	0	0	0	0	0	0	0	0	0		
SAN ANTONIO 2	MBP 0	0	0.0%	0	0	0	0	0	0	0	0	0	0	0		
SEASIDE 10	MBP 1250	310	24.8%	205	86	243	50	243	50	257	39	200	94	94		
TORO 6	MBP 67	42	62.6%	25	30	29	26	29	26	27	27	21	32	32		
**** TOTALS ****	127808	62221	48.6%	25742	30419	34482	22618	34482	22618	35863	20738	28327	28980			

SUMMARY

OFFICIAL STATEMENT OF VOTES CAST PRIMARY ELECTION HELD JUNE 7, 1988 MONTEREY COUNTY
 *** STATE PROPOSITIONS 66 THRU 77 ***

PAGE NUMBER 014.901.003
 Monterey County
 Registrar
 of Voters
 Ross J.
 Underwood

Presidential
 Primary
 June 7, 1988

	REGISTE RED VOTERS	T URN OUT	T URN OUT P ER C E N T A G E	D E D D E H T R A N S P O R T A - # 7 4	P R O P O S I T I O N # 7 4	P R O P O S I T I O N # 7 5	P R O P O S I T I O N # 7 5	P R O P O S I T I O N # 7 6	P R O P O S I T I O N # 7 6	P R O P O S I T I O N # 7 7	P R O P O S I T I O N # 7 7
				Y E S	N O	Y E S	N O	Y E S	N O	Y E S	N O
14TH STATE SENATE	13081	6973	53.3%	2578	3739	3797	2613	3608	2721	2529	3880
17TH STATE SENATE	114727	55248	48.1%	23164	26680	30685	20005	32255	18017	25798	25100
TOTAL STATE SENATE TOTALS INCLUDE AV VOTE	127808	62221	48.6%	25742	30419	34482	22618	35863	20738	28327	28980
25TH STATE ASSEMBLY	49888	23269	46.6%	9462	11671	13343	8119	14447	6847	11362	10197
28TH STATE ASSEMBLY	56404	28189	49.9%	11941	13238	14960	10654	15532	9885	12721	13015
29TH STATE ASSEMBLY	21516	10763	50.0%	4339	5510	6179	3845	5884	4006	4244	5768
TOTAL STATE ASSEMBLY TOTALS INCLUDE AV VOTE	127808	62221	48.6%	25742	30419	34482	22618	35863	20738	28327	28980
1ST SUPERVISORIAL DIST	27207	12581	46.2%	5445	6169	7070	4663	7900	3757	6105	5707
2ND SUPERVISORIAL DIST	22621	10690	47.2%	4228	5461	6191	3663	6496	3263	5296	4595
3RD SUPERVISORIAL DIST	18096	8100	44.7%	3452	3818	4867	2528	5276	2099	3775	3660
4TH SUPERVISORIAL DIST	29644	15055	50.7%	6316	7042	7986	5630	8328	5166	6998	6685
5TH SUPERVISORIAL DIST	30239	15795	52.2%	6301	7929	8368	6134	7863	6453	6153	8333
TOTAL SUPERVISOR DIST TOTALS INCLUDE AV VOTE	127808	62221	48.6%	25742	30419	34482	22618	35863	20738	28327	28980
CARMEL	4038	1998	49.4%	768	1012	988	803	999	782	790	1018
DEL REY OAKS	963	583	60.5%	229	302	255	279	314	223	250	286
GONZALES	1082	512	47.3%	226	227	338	126	353	108	292	162
GREENFIELD	1604	645	40.1%	260	306	405	175	443	132	333	247
KING CITY	1830	858	46.8%	300	447	567	196	548	207	318	442
MARINA	6221	2617	42.0%	1372	1048	1585	870	1769	688	1464	1014
MONTEREY	13406	6622	49.3%	2677	3018	3454	2402	3298	2463	2751	3082
PACIFIC GROVE	9698	5275	54.3%	2015	2712	2829	2014	2697	2081	2249	2604
SALINAS	34644	16395	47.3%	6573	8348	9477	5691	10157	4873	8271	6965
SAND CITY	105	43	40.9%	18	21	17	24	25	15	21	21
SEASIDE	11070	4930	44.5%	2448	1957	2886	1582	3321	1131	2868	1651
SOLEDAD	1794	693	38.6%	281	273	418	155	436	138	381	205
UNINCORPORATED AREA	41352	21050	50.9%	8575	10748	11263	8301	11503	7897	8339	11283
TOTAL CITY VOTE TOTALS INCLUDE AV VOTES	127808	62221	48.6%	25742	30419	34482	22618	35863	20738	28327	28980
VOTE AT THE POLLS	127808	54299	42.4%	22013	27045	30385	19509	31357	18126	24845	25278
VOTE BY ABSENTEE BALLOT	0	7922	0.0%	3729	3374	4097	3109	4506	2612	3482	3702
TOTAL VOTE	127808	62221	48.6%	25742	30419	34482	22618	35863	20738	28327	28980

OFFICIAL STATEMENT OF VOTES CAST PRIMARY ELECTION HELD JUNE 7, 1988 MONTEREY COUNTY
 *** CITY OF GONZALES - SPECIAL MUNICIPAL ELECTION MEASURE G ***

PAGE NUMBER 018.001.001
 Monterey County

Registrar
 of Voters

Ross J.
 Underwood

Presidential
 Primary
 June 7, 1988

AV GONZALES
 069 GONZALES

**** TOTALS ****

REGISTERED VOTERS	TURNOUT	TURNOUT PERCENTAGE	CONTINUE GONZALES CITY	CREATED GONZALES CITY	MEASURED LICENSE TAX?
0	55	0.0%	26	20	
1082	457	42.2%	229	180	
1082	512	47.3%	255	200	

